

# PAPATYA®

DESIGN FURNITURE



---

## ISO 14001 ENVIRONMENTAL MANAGEMENT SYSTEM

ISO 14001:2015 specifies the requirements for an environmental management system that an organization provide to enhance its environmental performance. ISO 14001:2015 is intended for use by an organization seeking to manage its environmental responsibilities in a systematic manner that contributes to the environmental pillar of sustainability.



---

## ISO 45001 OCCUPATIONAL HEALTH and SAFETY MANAGEMENT SYSTEM

The certificate about improving employee safety, reducing workplace risks and creating better and safer working conditions.



---

## ISO 9001 QUALITY MANAGEMENT

This standard is based on a number of quality management principles including a strong customer focus, the motivation and implication of top management, the process approach and continual improvement. Using ISO 9001 helps ensure that customers get consistent, good-quality products and services.



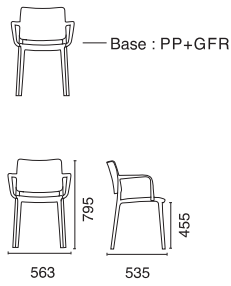
---

## CERTIFICATED BY CATAS


The product has successfully passed tests envisaged by current European regulations (EN 16139"2013 -'D0 latest edition -'D0 and EN15373"2007) for structural requirements and seat resistance. These tests are carried out by CATAS laboratories (internationally accredited laboratory for certification, research and tests for the furnishing and furniture sector).



# Joy-K



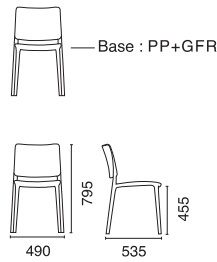
## BASE COLOURS




### CARDBOARD PACKAGE



# Joy-S

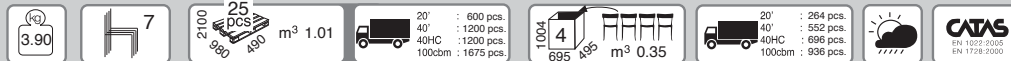


## BASE COLOURS

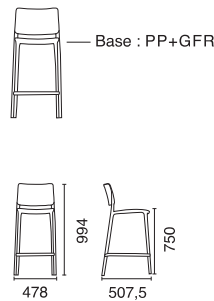


### SHRINK PACKAGE / PALLET

### CARDBOARD PACKAGE



# Joy-S Bar 75cm




## BASE COLOURS



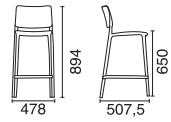
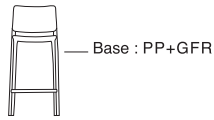
### SHRINK PACKAGE / PALLET

### CARDBOARD PACKAGE



🔍 PP colours starting from 102.

## Joy-S Bar 65cm



### BASE COLOURS



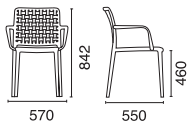
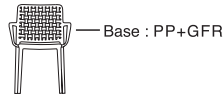
### SHRINK PACKAGE / PALLET



### CARDBOARD PACKAGE



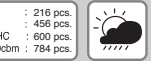
## Fame-K



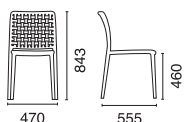
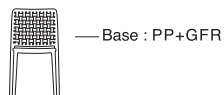
### BASE COLOURS



### CARDBOARD PACKAGE



## Fame-S



### BASE COLOURS



### SHRINK PACKAGE / PALLET



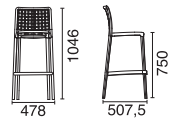
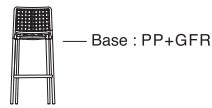
### CARDBOARD PACKAGE




PP colours starting from 102.



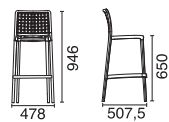
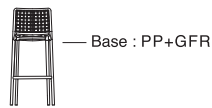
## Fame-S Bar 75cm



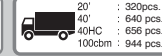
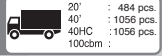
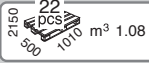
### BASE COLOURS



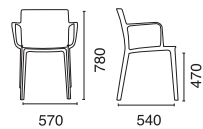
## Fame-S Bar 65cm



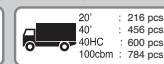

### BASE COLOURS



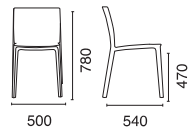
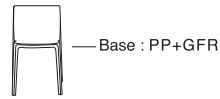
## Evo-K




### BASE COLOURS



# Evo-S



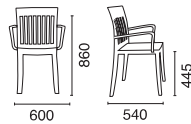
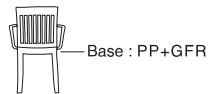
## BASE COLOURS




SHRINK PACKAGE / PALLET      CARDBOARD PACKAGE

--	--	--	--	--	--	--	--

# Eden-K



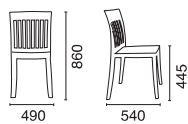
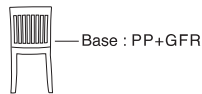
## BASE COLOURS




CARDBOARD PACKAGE

--	--	--	--	--	--

# Eden-S



## BASE COLOURS

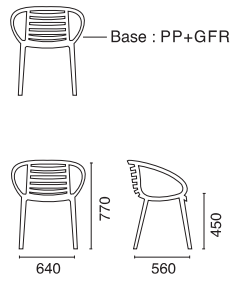


SHRINK PACKAGE / PALLET      CARDBOARD PACKAGE


--	--	--	--	--	--	--	--

PP colours starting from 102.

# Mambo

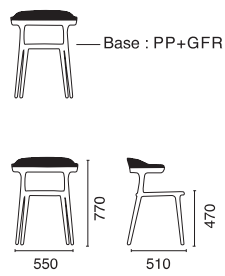


## BASE COLOURS



### CARDBOARD PACKAGE

# Luna Stripe

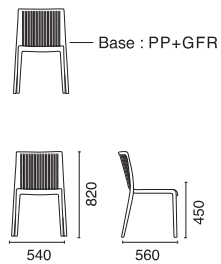


## BASE COLOURS




### CARDBOARD PACKAGE

# Cool



## BASE COLOURS

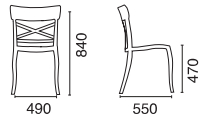
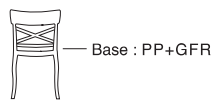


### SHRINK PACKAGE / PALLET


### CARDBOARD PACKAGE

🔍 PP colours starting from 102.

## X'sera-S



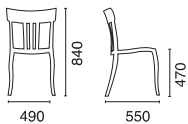
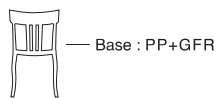
### BASE COLOURS




#### CARDBOARD PACKAGE



## Trio-S



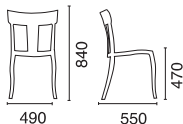
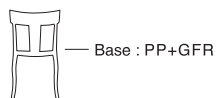
### BASE COLOURS



#### CARDBOARD PACKAGE



## Toro-S



### BASE COLOURS

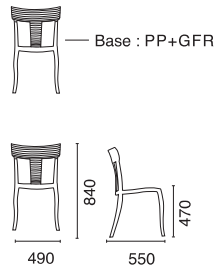


#### CARDBOARD PACKAGE




PP colours starting from 102.

## Toro-S Rattan



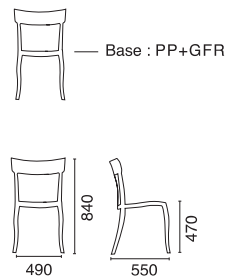
### BASE COLOURS



#### CARDBOARD PACKAGE



## Hera-SP



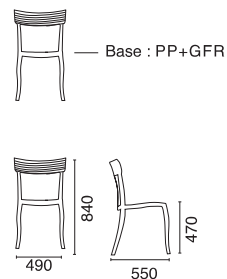
### BASE COLOURS



#### CARDBOARD PACKAGE



## Hera-SP Rattan



### BASE COLOURS

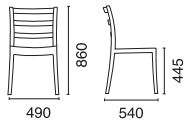
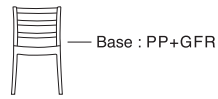


#### CARDBOARD PACKAGE

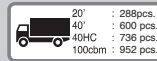
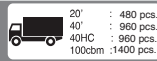
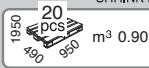


PP colours starting from 102.

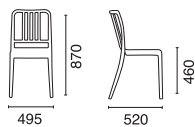
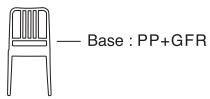
## Nosta-S



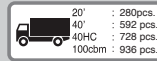
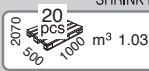
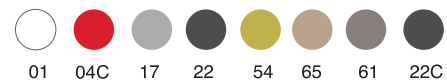
### BASE COLOURS



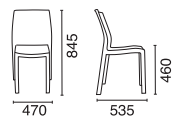
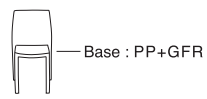
## Varia-S



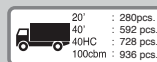
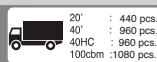
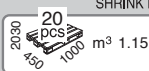

### BASE COLOURS



## Yummy



### BASE COLOURS



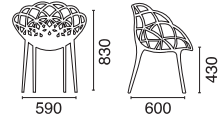
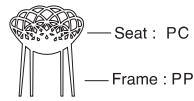
PP colours starting from 102.

## POLYPROPYLENE & POLYCARBONATE SEATS

---

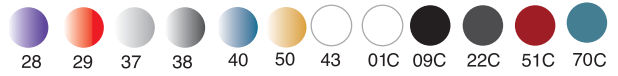
pg.17-pg.22

## Flora



Stacking not recommended for 01C,09C,22C,51C

### SEAT COLOURS



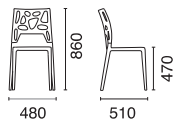
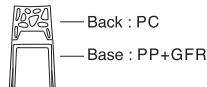
### FRAME COLOURS



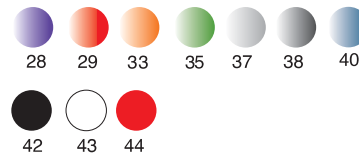
#### CARDBOARD PACKAGE




## Ego-Rock



### BACK COLOURS



### BASE COLOURS

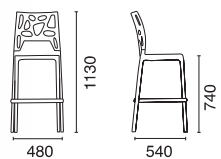
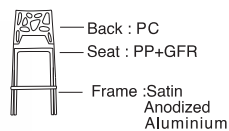


\*On request the seat & back could be produced in mat coated finish 01C, 09C, 22C. For this kind of special applications please check the price and delivery time.

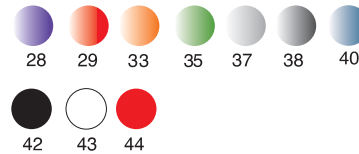
#### CARDBOARD PACKAGE




## Ego-Rock Bar Stool



### BACK COLOURS



### SEAT COLOURS



\*On request the seat & back could be produced in mat coated finish 01C, 09C, 22C. For this kind of special applications please check the price and delivery time.

### FRAME COLOURS

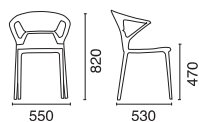
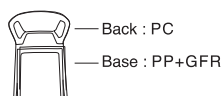


#### CARDBOARD PACKAGE





# Ego-K



## BACK COLOURS



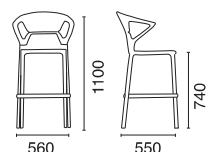
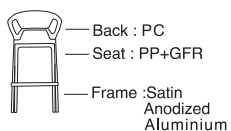
## BASE COLOURS



\*On request the seat & back could be produced in mat coated finish 01C, 09C, 22C. For this kind of special applications please check the price and delivery time.

### CARDBOARD PACKAGE


# Ego-K Bar Stool



## BACK COLOURS



## SEAT COLOURS



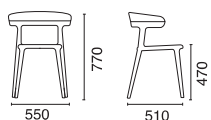
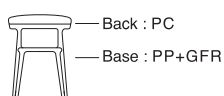
\*On request the seat & back could be produced in mat coated finish 01C, 09C, 22C. For this kind of special applications please check the price and delivery time.

## FRAME COLOURS




### CARDBOARD PACKAGE

# Luna



## BACK COLOURS



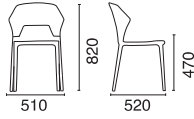
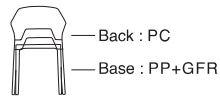
## BASE COLOURS




### CARDBOARD PACKAGE

🔍 PP & PC colours starting from 102.


## Ego-S



### BACK COLOURS

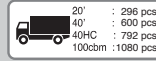


### BASE COLOURS

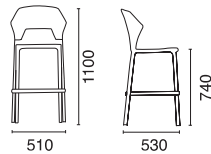
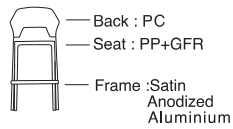


\*On request the seat & back could be produced in mat coated finish 01C, 09C, 22C. For this kind of special applications please check the price and delivery time.


#### CARDBOARD PACKAGE




## Ego-S Bar Stool



### BACK COLOURS



### SEAT COLOURS

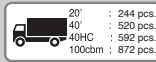


\*On request the seat & back could be produced in mat coated finish 01C, 09C, 22C. For this kind of special applications please check the price and delivery time.

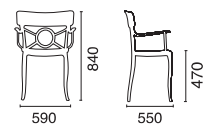
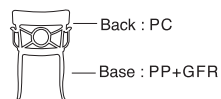
### FRAME COLOURS




#### CARDBOARD PACKAGE




## O'pera-K



### BACK COLOURS

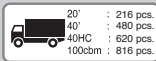
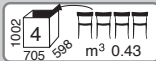


### BASE COLOURS

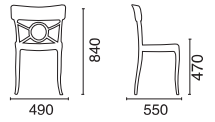
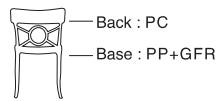


\*On request the seat & back could be produced in mat coated finish 01C, 09C, 22C. For this kind of special applications please check the price and delivery time.


#### CARDBOARD PACKAGE




## O'pera -S



### BACK COLOURS

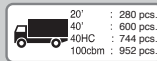


### BASE COLOURS

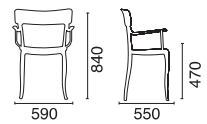
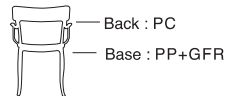


\*On request the seat & back could be produced in mat coated finish 01C, 09C, 22C. For this kind of special applications please check the price and delivery time.


#### CARDBOARD PACKAGE



## Hera-K



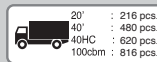
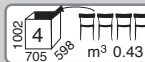
### BACK COLOURS



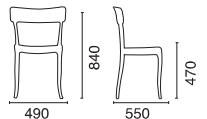
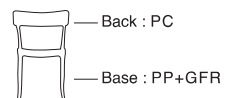
### BASE COLOURS



#### CARDBOARD PACKAGE



## Hera-S



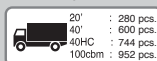
### BACK COLOURS



### BASE COLOURS

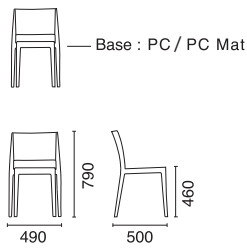


#### CARDBOARD PACKAGE

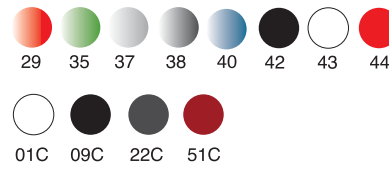


PP & PC colours starting from 102.

# Gyza



## BASE COLOURS

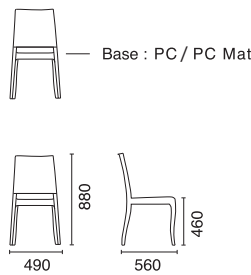


Stacking not recommended for 01C,09C,22C,51C

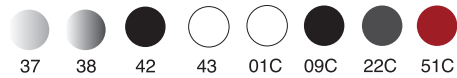
### CARDBOARD PACKAGE



# Class-X



## BASE COLOURS

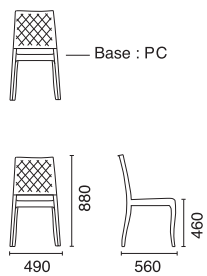


Stacking not recommended for 01C,09C,22C,51C

### CARDBOARD PACKAGE



# Class-XC



## BASE COLOURS



### CARDBOARD PACKAGE



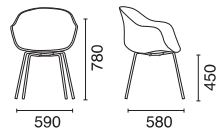
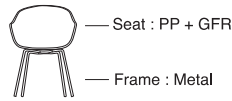
🔍 PP & PC colours starting from 102.

## METAL BASE SEATS


---

pg.23-pg.39

## Globe-K ML



### SEAT COLOURS



### FRAME COLOURS

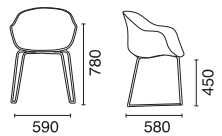
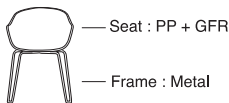


\*On request the frame could be produced in cooper/brass finish.


#### CARDBOARD PACKAGE



## Globe-K Sled



### SEAT COLOURS



### FRAME COLOURS

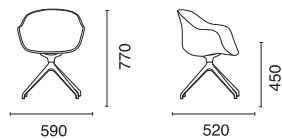
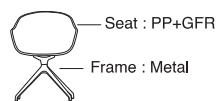


\*On request the frame could be produced in cooper/brass finish.


#### CARDBOARD PACKAGE



## Globe-K Swivel



### SEAT COLOURS




### BASE COLOURS

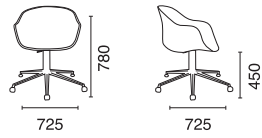
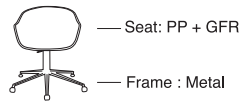


\*On request the base could be produced in polished finish.

#### CARDBOARD PACKAGE



## Globe-K Chief



### SEAT COLOURS



### BASE COLOURS

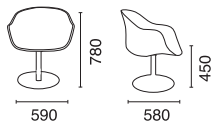
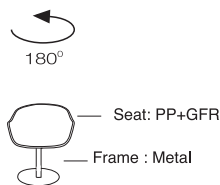


\*BASE BDB25 is available in black.  
On request the base could be produced in polished finish.

#### CARDBOARD PACKAGE



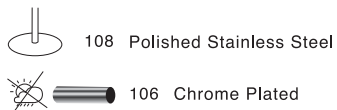
## Globe-K M



### SEAT COLOURS



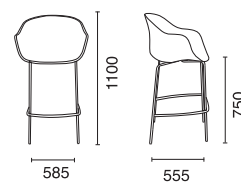
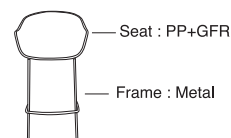
### BASE COLOURS



#### CARDBOARD PACKAGE



## Globe-K Bar Stool



### SEAT COLOURS



### FRAME COLOURS

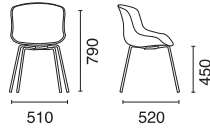
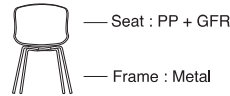


\*On request the frame could be produced in cooper/brass finish.

#### CARDBOARD PACKAGE



## Globe-S ML



### SEAT COLOURS



### FRAME COLOURS

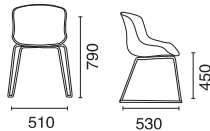
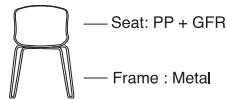


\*On request the frame could be produced in cooper/brass finish.


#### CARDBOARD PACKAGE



## Globe-S Sled



### SEAT COLOURS



### FRAME COLOURS

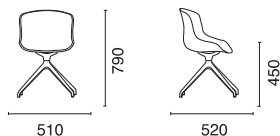
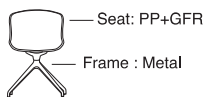


\*On request the frame could be produced in cooper/brass finish.


#### CARDBOARD PACKAGE



## Globe-S Swivel



### SEAT COLOURS



### BASE COLOURS



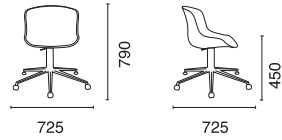
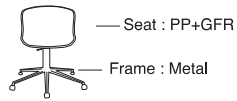
\*On request the base could be produced in polished finish.

#### CARDBOARD PACKAGE





## Globe-S Chief



### SEAT COLOURS



### BASE COLOURS

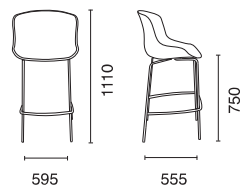
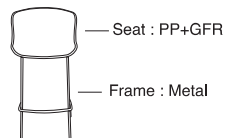


\*BASE BDB25 is available in black.  
On request the base could be produced in polished finish.


#### CARDBOARD PACKAGE



## Globe-S Bar Stool



### SEAT COLOURS



### FRAME COLOURS



\*On request the frame could be produced in cooper/brass finish.

#### CARDBOARD PACKAGE

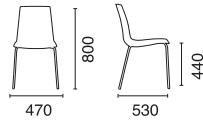


Seat & base colours starting from 102.


## X-treme S Pro



— Seat : PP+GFR  
— Frame : Metal



### SEAT COLOURS



### FRAME COLOURS



\*On request the frame could be produced in cooper/brass finish.

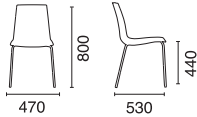
#### CARDBOARD PACKAGE




## X-treme S



— Seat : PC  
— Frame : Metal



### SEAT COLOURS



### FRAME COLOURS



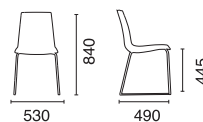
#### CARDBOARD PACKAGE




## X-treme S Sled Pro



— Seat : PP+GFR  
— Frame : Metal



### SEAT COLOURS



### FRAME COLOURS

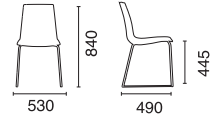
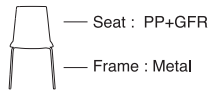


\*On request the frame could be produced in cooper/brass finish.


#### CARDBOARD PACKAGE




## X-treme S Sled



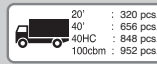
### SEAT COLOURS



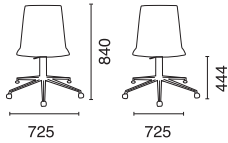
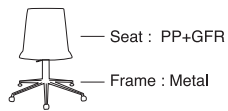
### FRAME COLOURS



#### CARDBOARD PACKAGE



## X-treme S Chief Pro



### SEAT COLOURS

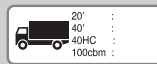


### BASE COLOURS

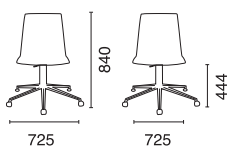
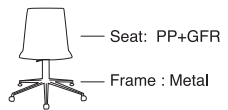


\*BASE BDB25 is available in black.  
On request the base could be produced in polished finish.

#### CARDBOARD PACKAGE (Assembled)



## X-treme S Chief



### SEAT COLOURS

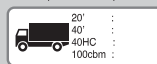


### BASE COLOURS

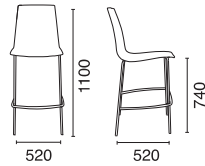
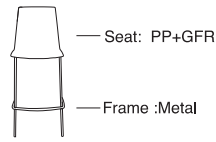


\*BASE BDB25 is available in black.  
On request the base could be produced in polished finish.

#### CARDBOARD PACKAGE (Assembled)



## X-treme BSL Pro



### SEAT COLOURS

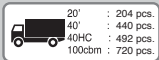



### FRAME COLOURS

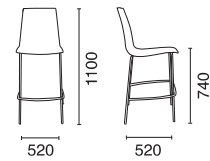
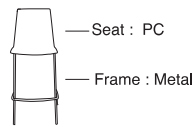


\*On request the frame could be produced in cooper/brass finish.


#### CARDBOARD PACKAGE



## X-treme BSL



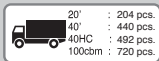

### SEAT COLOURS



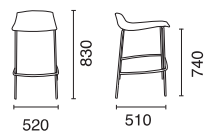
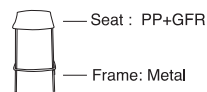
### FRAME COLOURS




#### CARDBOARD PACKAGE



## X-treme BSS Pro



### SEAT COLOURS

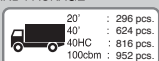
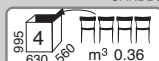


### FRAME COLOURS

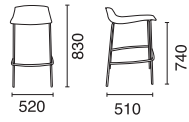
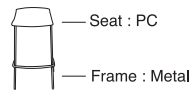


\*On request the frame could be produced in cooper/brass finish.


#### CARDBOARD PACKAGE



## X-treme BSS



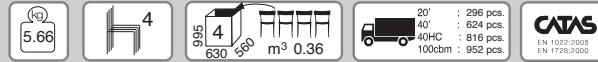
### SEAT COLOURS



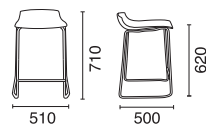
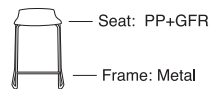
### FRAME COLOURS




#### CARDBOARD PACKAGE



## X-treme Sled Pro



### SEAT COLOURS



### FRAME COLOURS

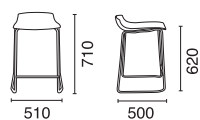
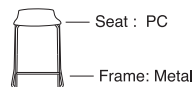


\*On request the frame could be produced in cooper/brass finish.


#### CARDBOARD PACKAGE




## X-treme Sled



### SEAT COLOURS



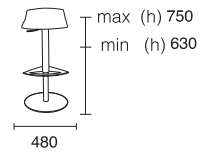
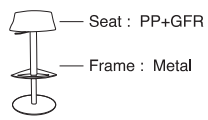
### FRAME COLOURS




#### CARDBOARD PACKAGE



## X-treme B Pro



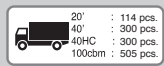
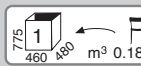
### SEAT COLOURS



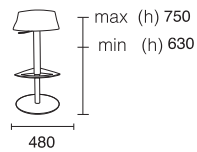
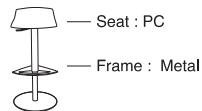
### BASE COLOURS




#### CARDBOARD PACKAGE



## X-treme B



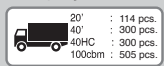
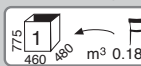
### SEAT COLOURS



### BASE COLOURS

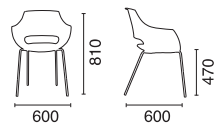
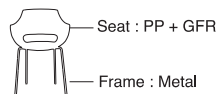


#### CARDBOARD PACKAGE




Seat & base colours starting from 102.

## Opal-ML Pro



### SEAT COLOURS



### FRAME COLOURS

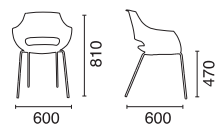
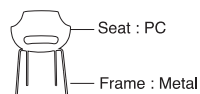


\*On request the frame could be produced in cooper/brass finish.


#### CARDBOARD PACKAGE



## Opal-ML



### SEAT COLOURS



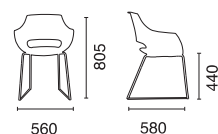
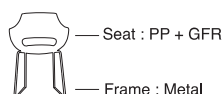
### FRAME COLOURS




#### CARDBOARD PACKAGE



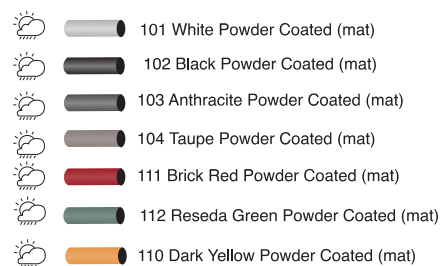
## Opal Sled Pro



### SEAT COLOURS



### FRAME COLOURS

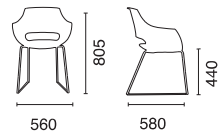
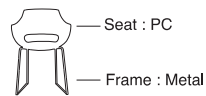


\*On request the frame could be produced in cooper/brass finish.


#### CARDBOARD PACKAGE



## Opal Sled



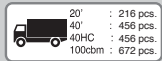
### SEAT COLOURS



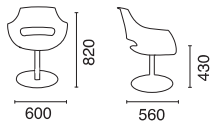
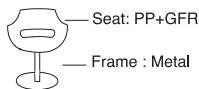
### FRAME COLOURS




#### CARDBOARD PACKAGE



## Opal-M Pro



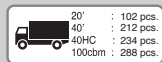
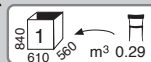
### SEAT COLOURS



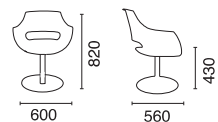
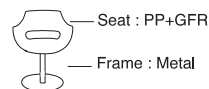
### BASE COLOURS



#### CARDBOARD PACKAGE



## Opal-M




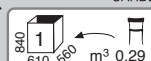
### SEAT COLOURS



### BASE COLOURS

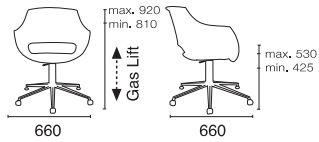
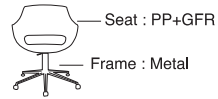


#### CARDBOARD PACKAGE






## Opal Chief Pro



### SEAT COLOURS



### BASE COLOURS


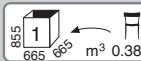


BASE BDB25

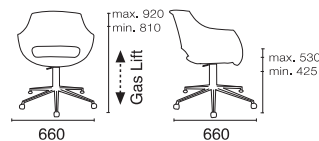
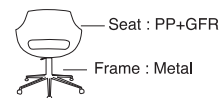
\*BASE BDB25 is available in black.  
On request the base could be produced in polished finish.



#### CARDBOARD PACKAGE



## Opal Chief



### SEAT COLOURS



### BASE COLOURS


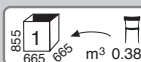


BASE BDB25

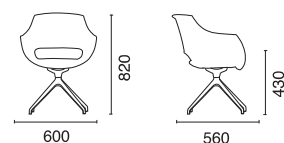
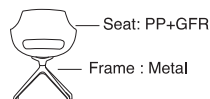
\*BASE BDB25 is available in black.  
On request the base could be produced in polished finish.




#### CARDBOARD PACKAGE



## Opal Swivel Pro



### SEAT COLOURS




### BASE COLOURS

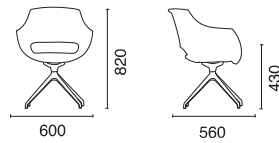
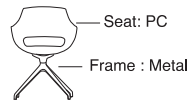


\*On request the base could be produced in polished finish.

#### CARDBOARD PACKAGE



## Opal Swivel



### SEAT COLOURS

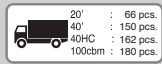
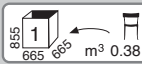


### BASE COLOURS

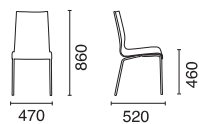
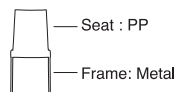


\*On request the base could be produced in polished finish.

#### CARDBOARD PACKAGE



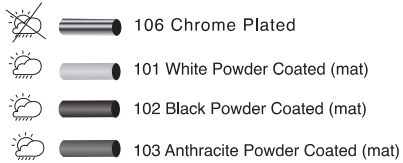
## Icon-S



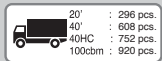
### SEAT COLOURS



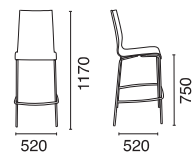
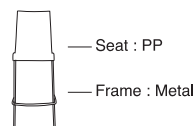
### FRAME COLOURS



#### CARDBOARD PACKAGE



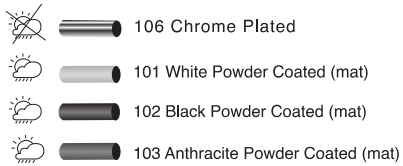
## Icon-B



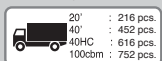
### SEAT COLOURS



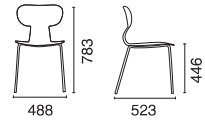
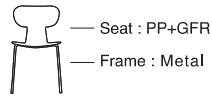
### FRAME COLOURS




#### CARDBOARD PACKAGE



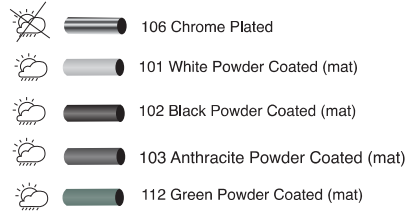
# Yugo-S



## SEAT COLOURS



## FRAME COLOURS

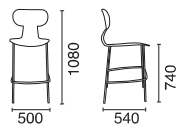
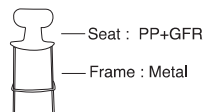


\*On request the frame could be produced in cooper/brass finish.


### CARDBOARD PACKAGE



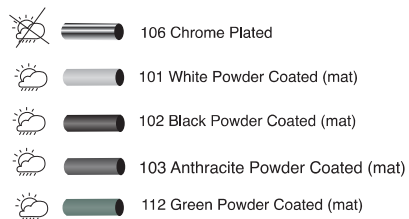
# Yugo-S Bar Stool



## SEAT COLOURS



## FRAME COLOURS

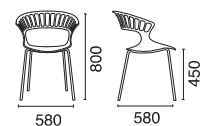
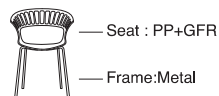


\*On request the frame could be produced in cooper/brass finish.

### CARDBOARD PACKAGE



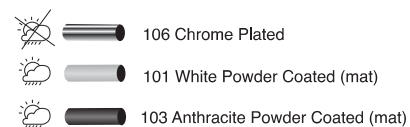
# Tiara



## SEAT COLOURS



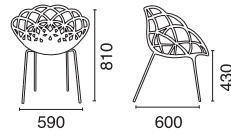
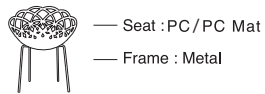
## FRAME COLOURS



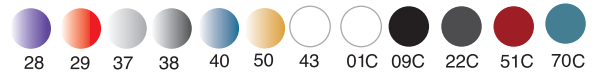
### CARDBOARD PACKAGE



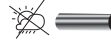
# Flora-ML



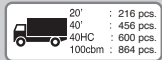
## SEAT COLOURS



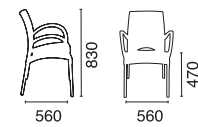
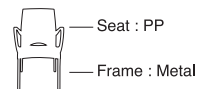
## FRAME COLOURS



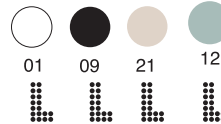
### CARDBOARD PACKAGE



# Vital-K



## SEAT COLOURS



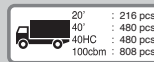
## FRAME COLOURS



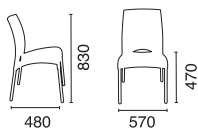
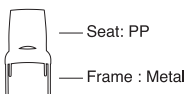
### SHRINK PACKAGE / PALLET




### CARDBOARD PACKAGE



# Vital-S



## SEAT COLOURS



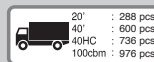
## FRAME COLOURS



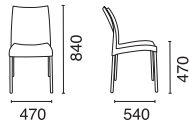
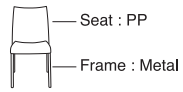
### SHRINK PACKAGE / PALLET



### CARDBOARD PACKAGE



# Marvel-S



## SEAT COLOURS

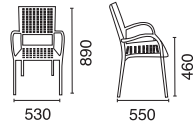
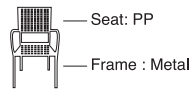


## FRAME COLOURS



SHRINK PACKAGE / PALLET		CARDBOARD PACKAGE	
$m^3$ 0.74		$m^3$ 0.36	
20' : 390 pcs.	40' : 780 pcs.	20' : 288 pcs.	40' : 576 pcs.
40HC : 780 pcs.	100cbm : 1125 pcs.	40HC : 736 pcs.	100cbm : 976 pcs.

# Karea



## SEAT COLOURS



## FRAME COLOURS



CARDBOARD PACKAGE	
$m^3$ 0.40	
20' : 280 pcs.	40' : 576 pcs.
40HC : 576 pcs.	100cbm : 896 pcs.

Seat & base colours starting from 102.

## WOODEN BASE SEATS

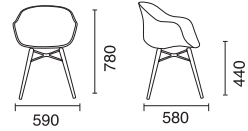
---

pg.41-pg.50


## Globe-K Wox Beech Leg



— Seat :PP+GFR  
— Strap: Metal  
— Frame : Beech Wood



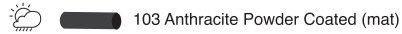
### SEAT COLOURS



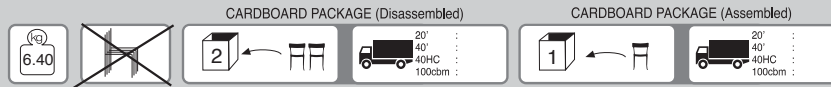
### FRAME COLOURS



### STRAP COLOURS



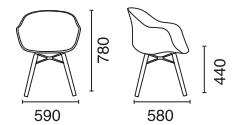
\*On request could be produced in 101 White or 102 black.  
For this kind of special applications please check the price and delivery time.




## Globe-K Wox Iroko/Oak Leg



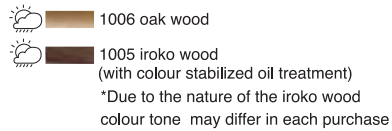
— Seat: PP+GFR  
— Strap: Metal  
— Frame : Iroko/Oak Wood



### SEAT COLOURS



### FRAME COLOURS

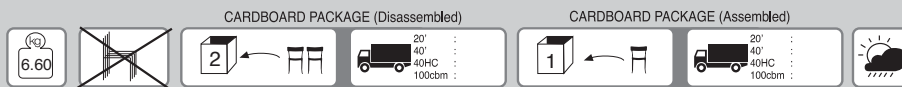


\*Due to the nature of the iroko wood colour tone may differ in each purchase

### STRAP COLOURS

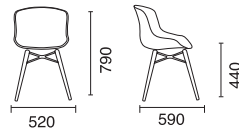
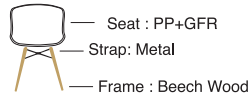


\*On request could be produced in 101 White or 102 black.  
For this kind of special applications please check the price and delivery time.




🔍 Seat & base colours starting from 102.


**Globe-S Wox**  
Beech Leg




**SEAT COLOURS**



**FRAME COLOURS**

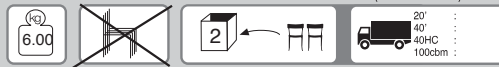


**STRAP COLOURS**



\*On request could be produced in 101 White or 102 black.  
For this kind of special applications please check the price and delivery time

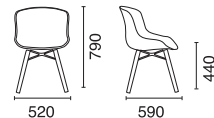
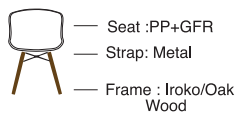
CARDBOARD PACKAGE (Disassembled)



CARDBOARD PACKAGE (Assembled)



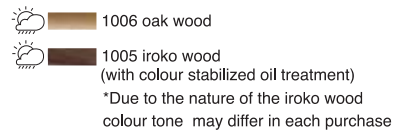
**Globe-S Wox**  
Iroko/Oak Leg




**SEAT COLOURS**



**FRAME COLOURS**



**STRAP COLOURS**



\*On request could be produced in 101 White or 102 black.  
For this kind of special applications please check the price and delivery time.

CARDBOARD PACKAGE (Disassembled)



CARDBOARD PACKAGE (Assembled)



Seat & base colours starting from 102.

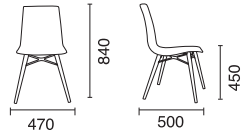


# X-treme S Wox Pro


Beech Leg



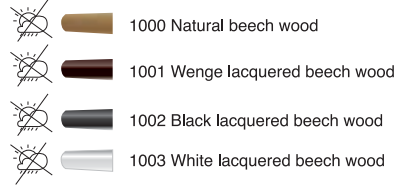
— Seat :PP+GFR  
 — Strap: Metal  
 — Frame : Beech Wood




## SEAT COLOURS



## FRAME COLOURS



## STRAP COLOURS



\*On request could be produced in 101 White or 102 black.  
 For this kind of special applications please check the price and delivery time.

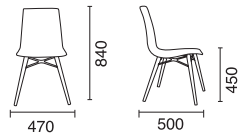
4.30		<b>CARDBOARD PACKAGE (Disassembled)</b>		<b>CARDBOARD PACKAGE (Assembled)</b>		

# X-treme S Wox


Beech Leg



— Seat :PC  
 — Strap: Metal  
 — Frame : Beech Wood




## SEAT COLOURS



## FRAME COLOURS



## STRAP COLOURS



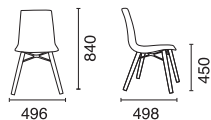
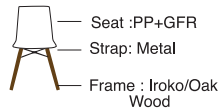
\*On request could be produced in 101 White or 102 black.  
 For this kind of special applications please check the price and delivery time.

5.00		<b>CARDBOARD PACKAGE (Disassembled)</b>		<b>CARDBOARD PACKAGE (Assembled)</b>		


Seat & base colours starting from 102.

## X-treme S Wox Pro

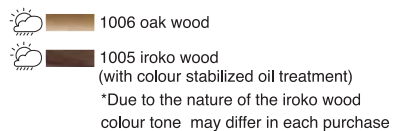
Iroko/Oak Leg



### SEAT COLOURS



### FRAME COLOURS



### STRAP COLOURS

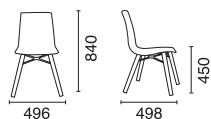


\*On request could be produced in 101 White or 102 black.  
For this kind of special applications please check the price and delivery time.


4.30		CARDBOARD PACKAGE (Disassembled)		CARDBOARD PACKAGE (Assembled)			
		1085 4 425 185 m <sup>3</sup> 0.23	20' : 520 pcs. 40' : 1056 pcs. 40HC : 1276 pcs. 100cbm : 1440 pcs.	1000 2 650 520 m <sup>3</sup> 0.34	20' : 180 pcs. 40' : 328 pcs. 40HC : 424 pcs. 100cbm : 476 pcs.		

## X-treme S Wox

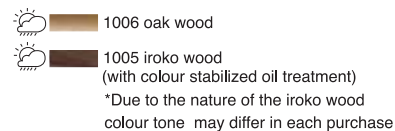
Iroko /Oak Leg



### SEAT COLOURS



### FRAME COLOURS



### STRAP COLOURS



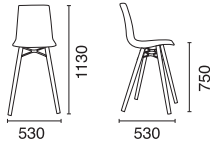
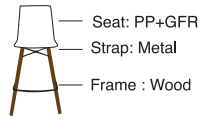
\*On request could be produced in 101 White or 102 black.  
For this kind of special applications please check the price and delivery time.

5.00		CARDBOARD PACKAGE (Disassembled)		CARDBOARD PACKAGE (Assembled)			
		1085 4 425 185 m <sup>3</sup> 0.23	20' : 520 pcs. 40' : 1056 pcs. 40HC : 1276 pcs. 100cbm : 1440 pcs.	1000 2 650 520 m <sup>3</sup> 0.34	20' : 180 pcs. 40' : 328 pcs. 40HC : 424 pcs. 100cbm : 476 pcs.		


Seat & base colours starting from 102.

## X-treme BSL Wox Pro

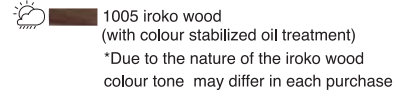
Iroko Leg



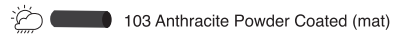
### SEAT COLOURS



### FRAME COLOURS



### STRAP COLOURS



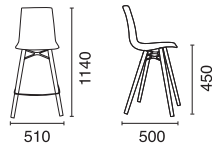
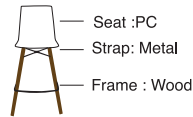
\*On request could be produced in 101 White or 102 black.  
For this kind of special applications please check the price and delivery time.

#### CARDBOARD PACKAGE




## X-treme BSL Wox

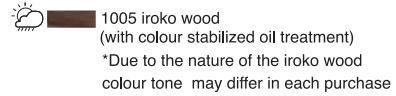
Iroko Leg



### SEAT COLOURS



### FRAME COLOURS



### STRAP COLOURS



\*On request could be produced in 101 White or 102 black.  
For this kind of special applications please check the price and delivery time.

#### CARDBOARD PACKAGE

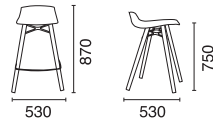


Seat & base colours starting from 102.


**X-treme BSS Wox Pro**  
Iroko Leg



— Seat : PP+GFR  
— Strap: Metal  
— Frame :Wood



**SEAT COLOURS**



**FRAME COLOURS**

1005 iroko wood  
(with colour stabilized oil treatment)  
\*Due to the nature of the iroko wood  
colour tone may differ in each purchase

**STRAP COLOURS**

103 Anthracite Powder Coated (mat)

\*On request could be produced in 101 White or 102 black.  
For this kind of special applications please check the price and delivery time.

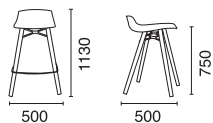
**CARDBOARD PACKAGE**

5.04  
  
 890 / 560 / 560 m<sup>3</sup> 0.27  
 20' : 104 pcs.  
 40' : 220 pcs.  
 40HC : 252 pcs.  
 100cbm : 312 pcs.  
  
 CATAS  
 EN 1022:2005  
 EN 1728:2000


**X-treme BSS Wox**  
Iroko Leg



— Seat : PC  
— Strap: Metal  
— Frame :Wood



**SEAT COLOURS**



**FRAME COLOURS**

1005 iroko wood  
(with colour stabilized oil treatment)  
\*Due to the nature of the iroko wood  
colour tone may differ in each purchase

**STRAP COLOURS**

103 Anthracite Powder Coated (mat)

\*On request could be produced in 101 White or 102 black.  
For this kind of special applications please check the price and delivery time.

**CARDBOARD PACKAGE**

5.50  
  
 890 / 560 / 560 m<sup>3</sup> 0.27  
 20' : 104 pcs.  
 40' : 220 pcs.  
 40HC : 252 pcs.  
 100cbm : 312 pcs.  
  
 CATAS  
 EN 1022:2005  
 EN 1728:2000

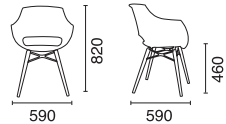
Seat & base colours starting from 102.

# Opal Wox Pro


Beech Leg



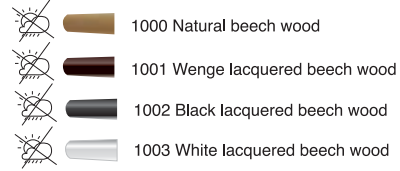
— Seat: PP + GFR  
 — Strap: Metal  
 — Frame: Beech Wood




## SEAT COLOURS



## FRAME COLOURS



## STRAP COLOURS



\*On request could be produced in 101 White or 102 black.  
 For this kind of special applications please check the price and delivery time.

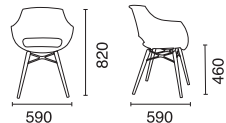
4.20		CARDBOARD PACKAGE (Disassembled)		CARDBOARD PACKAGE (Assembled)		
		1035 4 600 535 m <sup>3</sup> 0.35	20' : 304 pcs. 40' : 656 pcs. 40HC : 788 pcs. 100cbm : 968 pcs.	840 1 610 535 m <sup>3</sup> 0.29	20' : 102 pcs. 40' : 212 pcs. 40HC : 234 pcs. 100cbm : 288 pcs.	

# Opal Wox


Beech Leg



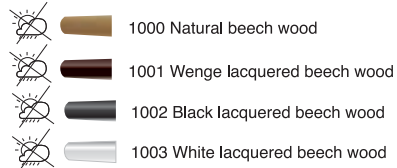
— Seat: PC  
 — Strap: Metal  
 — Frame: Beech Wood



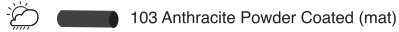
## SEAT COLOURS



## FRAME COLOURS



## STRAP COLOURS



\*On request could be produced in 101 White or 102 black.  
 For this kind of special applications please check the price and delivery time.

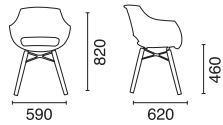
5.40		CARDBOARD PACKAGE (Disassembled)		CARDBOARD PACKAGE (Assembled)		
		1035 4 600 535 m <sup>3</sup> 0.35	20' : 304 pcs. 40' : 656 pcs. 40HC : 788 pcs. 100cbm : 968 pcs.	840 1 610 535 m <sup>3</sup> 0.29	20' : 102 pcs. 40' : 212 pcs. 40HC : 234 pcs. 100cbm : 288 pcs.	

Seat & base colours starting from 102.


## Opal Wox Pro Iroko/Oak Leg



— Seat : PP+GFR  
— Strap : Metal  
— Frame : Iroko/Oak Wood



### SEAT COLOURS



### FRAME COLOURS

1006 oak wood  
 1005 iroko wood  
(with colour stabilized oil treatment)  
\*Due to the nature of the iroko wood  
colour tone may differ in each purchase

### STRAP COLOURS

103 Anthracite Powder Coated (mat)

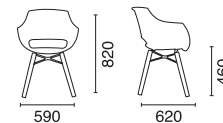
\*On request could be produced in 101 White or 102 black.  
For this kind of special applications please check the price and delivery time.

4.58		CARDBOARD PACKAGE (Disassembled)		CARDBOARD PACKAGE (Assembled)			
		4 1055 600 565 m <sup>3</sup> 0.35	20' : 304 pcs. 40' : 656 pcs. 40HC : 788 pcs. 100cbm : 988 pcs.	1 840 610 m <sup>3</sup> 0.29	20' : 102 pcs. 40' : 212 pcs. 40HC : 234 pcs. 100cbm : 288 pcs.		


## Opal Wox Iroko/Oak Leg



— Seat : PC  
— Strap : Metal  
— Frame : Iroko/Oak Wood



### SEAT COLOURS



### FRAME COLOURS

1006 oak wood  
 1005 iroko wood  
(with colour stabilized oil treatment)  
\*Due to the nature of the iroko wood  
colour tone may differ in each purchase

### STRAP COLOURS

103 Anthracite Powder Coated (mat)

\*On request could be produced in 101 White or 102 black.  
For this kind of special applications please check the price and delivery time.

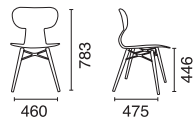
5.38		CARDBOARD PACKAGE (Disassembled)		CARDBOARD PACKAGE (Assembled)			
		4 1055 600 565 m <sup>3</sup> 0.35	20' : 304 pcs. 40' : 656 pcs. 40HC : 788 pcs. 100cbm : 988 pcs.	1 840 610 m <sup>3</sup> 0.29	20' : 102 pcs. 40' : 212 pcs. 40HC : 234 pcs. 100cbm : 288 pcs.		

Seat & base colours starting from 102.


# Yugo-S Wox Beech Leg



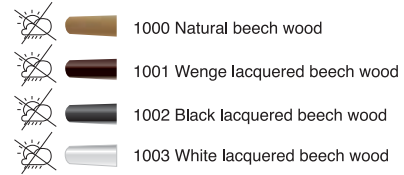
— Seat : PP+GFR  
 — Strap: Metal  
 — Frame : Beech Wood



## SEAT COLOURS



## FRAME COLOURS

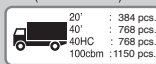
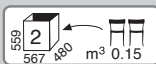


## STRAP COLOURS



\*On request could be produced in 101 White or 102 black.  
 For this kind of special applications please check the price and delivery time.

### CARDBOARD PACKAGE (Disassembled)



Seat & base colours starting from 102.


## SOFT SEATS


---

pg.51-pg.85




## Glera-K ML






— Shell : Upholstered

— Base : Metal




820

590



















430

570




GROUP C	Era
GROUP B	Valencia

**FRAME COLOURS**


-   101 White Powder Coated (mat)
-   102 Black Powder Coated (mat)
-   103 Anthracite Powder Coated (mat)
-   104 Taupe Powder Coated (mat)
-   111 Brick Red Powder Coated (mat)
-   112 Reseda Green Powder Coated (mat)
-   110 Dark Yellow Powder Coated (mat)
-   106 Chrome Plated

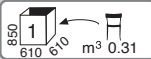
\*On request the frame could be produced in cooper/brass finish.

CARDBOARD PACKAGE

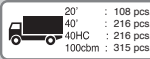


10.15







850  
610  
610  
m<sup>3</sup> 0.31



20' : 108 pcs.  
40' : 216 pcs.  
40HC : 216 pcs.  
100cbm : 315 pcs.


## Glera-K Sled






— Shell : Upholstered

— Base : Metal




820

580



















430

575




GROUP C	Era
GROUP B	Valencia

**FRAME COLOURS**


-   101 White Powder Coated (mat)
-   102 Black Powder Coated (mat)
-   103 Anthracite Powder Coated (mat)
-   104 Taupe Powder Coated (mat)
-   111 Brick Red Powder Coated (mat)
-   112 Reseda Green Powder Coated (mat)
-   110 Dark Yellow Powder Coated (mat)
-   106 Chrome Plated


\*On request the frame could be produced in cooper/brass finish.

CARDBOARD PACKAGE




10.15






850  
610  
610  
m<sup>3</sup> 0.31



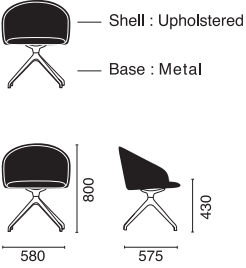
20' : 108 pcs.  
40' : 216 pcs.  
40HC : 216 pcs.  
100cbm : 315 pcs.


 Seat & base colours starting from 102.

### Glera-K Swivel




Shell : Upholstered  
Base : Metal

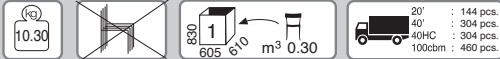


	
GROUP C	Era
GROUP B	Valencia


**BASE COLOURS**

 102 Black  
 \*On request the base could be produced in polished finish.

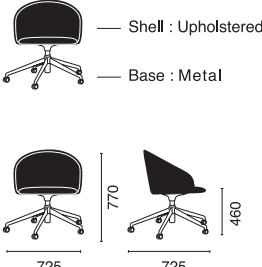
**CARDBOARD PACKAGE**




### Glera-K Chief





Shell : Upholstered  
Base : Metal

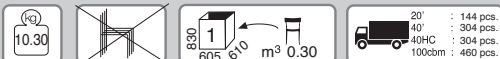


	
GROUP C	Era
GROUP B	Valencia


**BASE COLOURS**

 **BASE BDB25**   
 \*BASE BDB25 is available in black.  
 On request the base could be produced in polished finish.

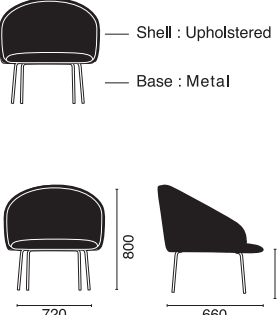
**CARDBOARD PACKAGE**




### Glera Lounge











Shell : Upholstered  
Base : Metal



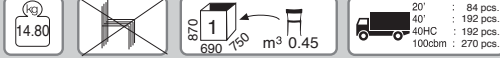
	
GROUP C	Era
GROUP B	Valencia

**FRAME COLOURS**


-  101 White Powder Coated (mat)
-  102 Black Powder Coated (mat)
-  103 Anthracite Powder Coated (mat)
-  104 Taupe Powder Coated (mat)
-  111 Brick Red Powder Coated (mat)
-  112 Reseda Green Powder Coated (mat)
-  110 Dark Yellow Powder Coated (mat)
-  106 Chrome Plated

\*On request the frame could be produced in cooper/brass finish.

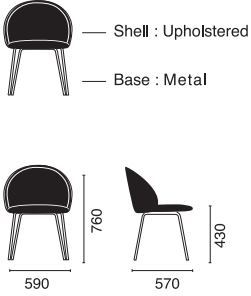
**CARDBOARD PACKAGE**




## Glera-S ML



















Shell : Upholstered  
Base : Metal




	
GROUP C	Era
GROUP B	Valencia


**FRAME COLOURS**

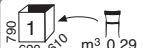
-   101 White Powder Coated (mat)
-   102 Black Powder Coated (mat)
-   103 Anthracite Powder Coated (mat)
-   104 Taupe Powder Coated (mat)
-   111 Brick Red Powder Coated (mat)
-   112 Reseda Green Powder Coated (mat)
-   110 Dark Yellow Powder Coated (mat)
-   106 Chrome Plated


\*On request the frame could be produced in cooper/brass finish.

CARDBOARD PACKAGE

 9.60




 790  
620 610 m<sup>3</sup> 0.29

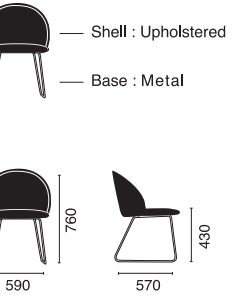



20'	: 108 pcs.
40'	: 216 pcs.
40HC	: 216 pcs.
100cbm	: 315 pcs.

## Glera-S Sled



















Shell : Upholstered  
Base : Metal




	
GROUP C	Era
GROUP B	Valencia


**FRAME COLOURS**


-   101 White Powder Coated (mat)
-   102 Black Powder Coated (mat)
-   103 Anthracite Powder Coated (mat)
-   104 Taupe Powder Coated (mat)
-   111 Brick Red Powder Coated (mat)
-   112 Reseda Green Powder Coated (mat)
-   110 Dark Yellow Powder Coated (mat)
-   106 Chrome Plated


\*On request the frame could be produced in cooper/brass finish.

CARDBOARD PACKAGE

 9.60



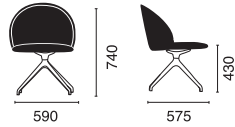
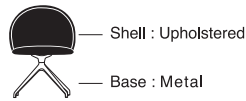
 790  
620 610 m<sup>3</sup> 0.29



20'	: 108 pcs.
40'	: 216 pcs.
40HC	: 216 pcs.
100cbm	: 315 pcs.

 Seat & base colours starting from 102.

## Glera- S Swivel



GROUP C

Era

GROUP B

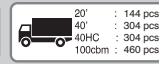
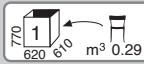
Valencia

### BASE COLOURS

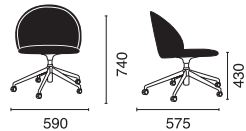
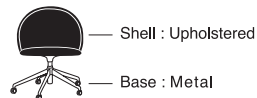


\*On request the base could be produced in polished finish.

### CARDBOARD PACKAGE



## Glera- S Chief



GROUP C

Era

GROUP B

Valencia

### BASE COLOURS



BASE BDB25

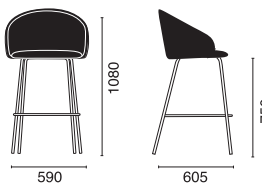
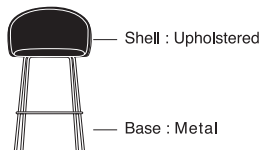


\*BASE BDB25 is available in black.  
On request the base could be produced in polished finish.

### CARDBOARD PACKAGE



## Glera Bar Stool




GROUP C

Era

GROUP B

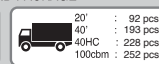
Valencia



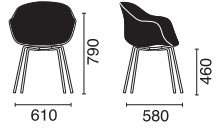





















### FRAME COLOURS



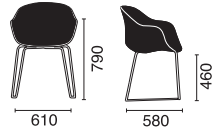

























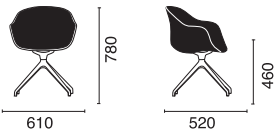







\*On request the frame could be produced in cooper/brass finish.

### CARDBOARD PACKAGE




<h2>Globe-K ML Soft</h2>  <div style="display: flex; justify-content: space-around;"> <div style="text-align: center;">  <p>Shell : Upholstered Frame : Metal</p> </div> <div style="text-align: center;">  <p>790 610 580 460</p> </div> </div>		
	GROUP B	Main Line Flax Valencia
	<p><b>FRAME COLOURS</b></p> <ul style="list-style-type: none"> <li>  101 White Powder Coated (mat)</li> <li>  102 Black Powder Coated (mat)</li> <li>  103 Anthracite Powder Coated (mat)</li> <li>  104 Taupe Powder Coated (mat)</li> <li>  111 Brick Red Powder Coated (mat)</li> <li>  112 Reseda Green Powder Coated (mat)</li> <li>  110 Dark Yellow Powder Coated (mat)</li> <li>  106 Chrome Plated</li> </ul> <p>*On request the frame could be produced in cooper/brass finish.</p>	
<p>CARDBOARD PACKAGE (Disassembled)</p> <div style="display: flex; justify-content: space-around; align-items: center;"> <div style="border: 1px solid black; padding: 2px; text-align: center;">(kg) 7.00</div> <div style="border: 1px solid black; padding: 2px; text-align: center;"></div> <div style="border: 1px solid black; padding: 2px; text-align: center;">2  </div> <div style="border: 1px solid black; padding: 2px; text-align: center;">  <div style="font-size: 8px; text-align: left; padding-left: 5px;">             20' : 40' : 40HC : 100cbm :           </div> </div> </div>		

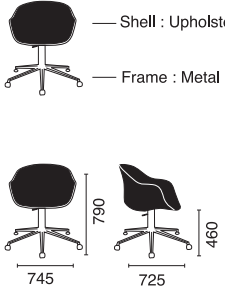
<h2>Globe-K Sled Soft</h2>  <div style="display: flex; justify-content: space-around;"> <div style="text-align: center;">  <p>Shell : Upholstered Frame : Metal</p> </div> <div style="text-align: center;">  <p>790 610 580 460</p> </div> </div>		
	GROUP B	Main Line Flax Valencia
	<p><b>FRAME COLOURS</b></p> <ul style="list-style-type: none"> <li>  101 White Powder Coated (mat)</li> <li>  102 Black Powder Coated (mat)</li> <li>  103 Anthracite Powder Coated (mat)</li> <li>  104 Taupe Powder Coated (mat)</li> <li>  111 Brick Red Powder Coated (mat)</li> <li>  112 Reseda Green Powder Coated (mat)</li> <li>  110 Dark Yellow Powder Coated (mat)</li> <li>  106 Chrome Plated</li> </ul> <p>*On request the frame could be produced in cooper/brass finish.</p>	
<p>CARDBOARD PACKAGE (Disassembled)</p> <div style="display: flex; justify-content: space-around; align-items: center;"> <div style="border: 1px solid black; padding: 2px; text-align: center;">(kg) 7.00</div> <div style="border: 1px solid black; padding: 2px; text-align: center;"></div> <div style="border: 1px solid black; padding: 2px; text-align: center;">2  </div> <div style="border: 1px solid black; padding: 2px; text-align: center;">  <div style="font-size: 8px; text-align: left; padding-left: 5px;">             20' : 40' : 40HC : 100cbm :           </div> </div> </div>		

<h2>Globe-K Swivel Soft</h2>  <div style="display: flex; justify-content: space-around;"> <div style="text-align: center;">  <p>Shell : Upholstered Frame : Metal</p> </div> <div style="text-align: center;">  <p>780 610 520 460</p> </div> </div>		
	GROUP B	Main Line Flax Valencia
	<p><b>BASE COLOURS</b></p> <ul style="list-style-type: none"> <li>  102 Black</li> </ul> <p>*On request the base could be produced in polished finish.</p>	
<p>CARDBOARD PACKAGE</p> <div style="display: flex; justify-content: space-around; align-items: center;"> <div style="border: 1px solid black; padding: 2px; text-align: center;">(kg) 8.30</div> <div style="border: 1px solid black; padding: 2px; text-align: center;"></div> <div style="border: 1px solid black; padding: 2px; text-align: center;">1  </div> <div style="border: 1px solid black; padding: 2px; text-align: center;">  <div style="font-size: 8px; text-align: left; padding-left: 5px;">             20' : 40' : 40HC : 100cbm :           </div> </div> </div>		

### Globe-K Chief Soft




— Shell : Upholstered  
— Frame : Metal





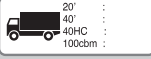
745 725 790

**GROUP B** Main Line Flax Valencia


**BASE COLOURS**

**BASE BDB25**  \*BASE BDB25 is available in black. On request the base could be produced in polished finish.

CARDBOARD PACKAGE

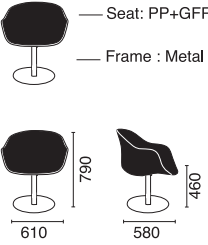
9.50   1  20' : 40' : 40HC : 100cbm :

### Globe-K M Soft



180°


— Seat: PP+GFR  
— Frame : Metal





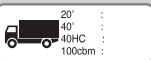
610 580 790

**GROUP B** Main Line Flax Valencia

**BASE COLOURS**


 106 Chrome Plated

CARDBOARD PACKAGE

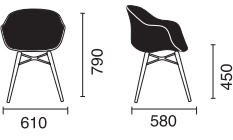
18.90   1  20' : 40' : 40HC : 100cbm :

### Globe-K Wox Soft

Beech Leg







— Shell : Upholstered  
— Strap: Metal  
— Frame : Beech Wood




610 580 790

**GROUP B** Main Line Flax Valencia

**FRAME COLOURS**






-  1000 Natural beech wood
-  1001 Wenge lacquered beech wood
-  1002 Black lacquered beech wood
-  1003 White lacquered beech wood

**STRAP COLOURS**

 103 Anthracite Powder Coated (mat)

\*On request could be produced in 101 White or 102 black. For this kind of special applications please check the price and delivery time.


CARDBOARD PACKAGE (Disassembled) CARDBOARD PACKAGE (Assembled)

6.50   2  20' : 40' : 40HC : 100cbm :  1  20' : 40' : 40HC : 100cbm :

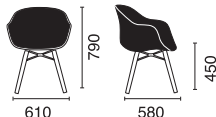
 Seat & base colours starting from 102.





## Globe-K Wox Soft



Iroko/Oak Leg








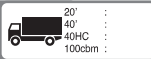
— Shell : Upholstered  
 — Strap: Metal  
 — Frame : Iroko/Oak Wood




**FRAME COLOURS**  
  1006 oak wood  
  1005 iroko wood (with colour stabilized oil treatment)  
 \*Due to the nature of the iroko wood colour tone may differ in each purchase

**STRAP COLOURS**  
  103 Anthracite Powder Coated (mat)

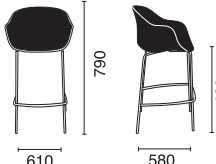
\*On request could be produced in 101 White or 102 black. For this kind of special applications please check the price and delivery time.

















CARDBOARD PACKAGE (Disassembled) CARDBOARD PACKAGE (Assembled)  
     

## Globe-K Bar Stool Soft







— Seat : PP+GFR  
 — Frame : Metal




**FRAME COLOURS**  
  101 White Powder Coated (mat)  
  102 Black Powder Coated (mat)  
  103 Anthracite Powder Coated (mat)  
  104 Taupe Powder Coated (mat)  
  111 Brick Red Powder Coated (mat)  
  112 Reseda Green Powder Coated (mat)  
  110 Dark Yellow Powder Coated (mat)  
  106 Chrome Plated

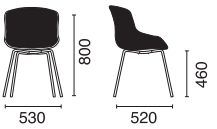
\*On request the frame could be produced in cooper/brass finish.

















CARDBOARD PACKAGE (Disassembled)  
   

## Globe-S ML Soft




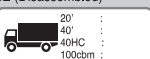


— Shell : Upholstered  
 — Frame : Metal



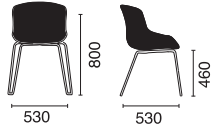
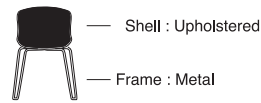
**FRAME COLOURS**  
  101 White Powder Coated (mat)  
  102 Black Powder Coated (mat)  
  103 Anthracite Powder Coated (mat)  
  104 Taupe Powder Coated (mat)  
  111 Brick Red Powder Coated (mat)  
  112 Reseda Green Powder Coated (mat)  
  110 Dark Yellow Powder Coated (mat)  
  106 Chrome Plated

\*On request the frame could be produced in cooper/brass finish.

CARDBOARD PACKAGE (Disassembled)  
   

 Seat & base colours starting from 102.

## Globe-S Sled Soft



GROUP B

Main Line Flax

### FRAME COLOURS

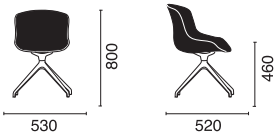
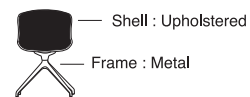
- 101 White Powder Coated (mat)
- 102 Black Powder Coated (mat)
- 103 Anthracite Powder Coated (mat)
- 104 Taupe Powder Coated (mat)
- 111 Brick Red Powder Coated (mat)
- 112 Reseda Green Powder Coated (mat)
- 110 Dark Yellow Powder Coated (mat)
- 106 Chrome Plated

\*On request the frame could be produced in cooper/brass finish.

CARDBOARD PACKAGE (Disassembled)



## Globe-S Swivel Soft



GROUP B

Main Line Flax

### BASE COLOURS

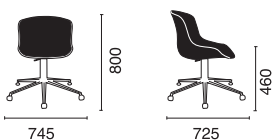
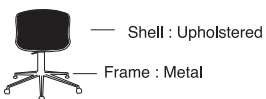
- 102 Black

\*On request the base could be produced in polished finish.

CARDBOARD PACKAGE



## Globe-S Chief Soft



GROUP B

Main Line Flax

### BASE COLOURS



\*BASE BDB25 is available in black.  
On request the base could be produced in polished finish.

CARDBOARD PACKAGE

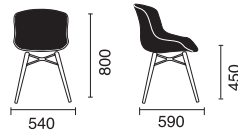
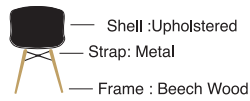






## Globe-S Wox Soft

Beech Leg



GROUP B

Main Line Flax

### FRAME COLOURS

- 1000 Natural beech wood
- 1001 Wenge lacquered beech wood
- 1002 Black lacquered beech wood
- 1003 White lacquered beech wood

### STRAP COLOURS

- 103 Anthracite Powder Coated (mat)

\*On request could be produced in 101 White or 102 black.  
For this kind of special applications please check the price and delivery time.

CARDBOARD PACKAGE (Disassembled)



CARDBOARD PACKAGE (Assembled)



## Globe-S Wox Soft

Iroko/Oak Leg



GROUP B

Main Line Flax

### FRAME COLOURS

- 1006 oak wood
- 1005 iroko wood  
(with colour stabilized oil treatment)  
\*Due to the nature of the iroko wood  
colour tone may differ in each purchase

### STRAP COLOURS

- 103 Anthracite Powder Coated (mat)

\*On request could be produced in 101 White or 102 black.  
For this kind of special applications please check the price and delivery time.

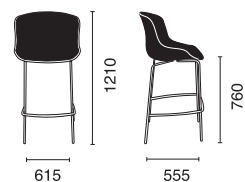
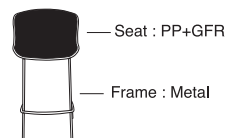
CARDBOARD PACKAGE (Disassembled)



CARDBOARD PACKAGE (Assembled)



## Globe-S Bar Stool Soft



GROUP B

Main Line Flax

### FRAME COLOURS

- 101 White Powder Coated (mat)
- 102 Black Powder Coated (mat)
- 103 Anthracite Powder Coated (mat)
- 104 Taupe Powder Coated (mat)
- 111 Brick Red Powder Coated (mat)
- 112 Reseda Green Powder Coated (mat)
- 110 Dark Yellow Powder Coated (mat)
- 106 Chrome Plated

\*On request the frame could be produced in cooper/brass finish.

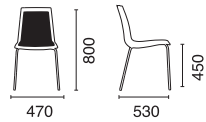
CARDBOARD PACKAGE (Disassembled)



# X-treme S Pro Soft



— Shell : PP + Fix Cushion  
— Frame : Metal



GROUP C

Era

GROUP B

Valencia / Main Line Flax

### SEAT COLOURS



### FRAME COLOURS

- 101 White Powder Coated (mat)
- 102 Black Powder Coated (mat)
- 103 Anthracite Powder Coated (mat)
- 104 Taupe Powder Coated (mat)
- 111 Brick Red Powder Coated (mat)
- 112 Reseda Green Powder Coated (mat)
- 110 Dark Yellow Powder Coated (mat)
- 106 Chrome Plated

\*On request the frame could be produced in cooper/brass finish.

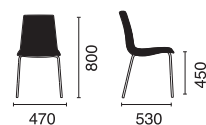
#### CARDBOARD PACKAGE

6.13 1000 3 650 520 m<sup>3</sup> 0.34 20' : 240 pcs. 40' : 492 pcs. 40HC : 636 pcs. 100cbm : 714 pcs. EN 1022:2005 EN 1728:2006

# X-treme SD



— Shell : Upholstered  
— Frame : Metal



GROUP C

Era

GROUP B

Valencia

### FRAME COLOURS

- 101 White Powder Coated (mat)
- 102 Black Powder Coated (mat)
- 103 Anthracite Powder Coated (mat)
- 104 Taupe Powder Coated (mat)
- 111 Brick Red Powder Coated (mat)
- 112 Reseda Green Powder Coated (mat)
- 110 Dark Yellow Powder Coated (mat)
- 106 Chrome Plated

\*On request the frame could be produced in cooper/brass finish.

#### CARDBOARD PACKAGE

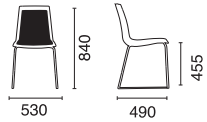
6.40 1000 3 650 520 m<sup>3</sup> 0.34 20' : 240 pcs. 40' : 492 pcs. 40HC : 636 pcs. 100cbm : 714 pcs. EN 1022:2005 EN 1728:2006

Seat & base colours starting from 102.

# X-treme S Sled Pro Soft



— Shell : PP + Fix Cushion  
 — Frame : Metal



GROUP C

Era

GROUP B

Valencia / Main Line Flax

### SEAT COLOURS

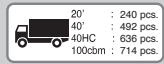


### FRAME COLOURS

- 101 White Powder Coated (mat)
- 102 Black Powder Coated (mat)
- 103 Anthracite Powder Coated (mat)
- 104 Taupe Powder Coated (mat)
- 111 Brick Red Powder Coated (mat)
- 112 Reseda Green Powder Coated (mat)
- 110 Dark Yellow Powder Coated (mat)
- 106 Chrome Plated

\*On request the frame could be produced in cooper/brass finish.

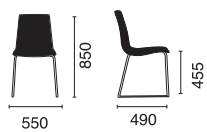
#### CARDBOARD PACKAGE



# X-treme SD Sled



— Shell : Upholstered  
 — Frame : Metal



GROUP C

Era

GROUP B


Valencia

### FRAME COLOURS



- 101 White Powder Coated (mat)
- 102 Black Powder Coated (mat)
- 103 Anthracite Powder Coated (mat)
- 104 Taupe Powder Coated (mat)
- 111 Brick Red Powder Coated (mat)
- 112 Reseda Green Powder Coated (mat)
- 110 Dark Yellow Powder Coated (mat)
- 106 Chrome Plated






\*On request the frame could be produced in cooper/brass finish.

#### CARDBOARD PACKAGE










Seat & base colours starting from 102.


<p>X-treme Seat Soft / only seat cushion</p> 		
	GROUP C	Era
	GROUP B	Valencia / Main Line Flax


<p>X-treme S Chief Pro Soft</p>  <div style="display: flex; align-items: center;">  <div style="margin-left: 10px;"> <p>— Shell : PP + Fix Cushion</p> <p>— Frame : Metal</p> </div> </div> <div style="display: flex; align-items: center; margin-top: 10px;">  <div style="margin-left: 10px;"> <p>840</p> </div>  <div style="margin-left: 10px;"> <p>454</p> </div> </div> <div style="display: flex; justify-content: space-around; margin-top: 5px;"> <span>725</span> <span>725</span> </div>		
	GROUP C	Era
	GROUP B	Valencia / Main Line Flax

SEAT COLOURS


						
01	09	22	51	52	61	69

BASE COLOURS




**BASE BDB25** 


\*BASE BDB25 is available in black.  
On request the base could be produced in polished finish.




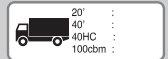
**BASE BPC25**

CARDBOARD PACKAGE (Assembled)


 9.75








 1




20' :  
40' :  
40HC :  
100cbm :




EN 1022-2008  
EN 1728-2000


<p>X-treme SD Chief</p>  <div style="display: flex; align-items: center;">  <div style="margin-left: 10px;"> <p>— Shell : Upholstered</p> <p>— Frame : Metal</p> </div> </div> <div style="display: flex; align-items: center; margin-top: 10px;">  <div style="margin-left: 10px;"> <p>850</p> </div>  <div style="margin-left: 10px;"> <p>454</p> </div> </div> <div style="display: flex; justify-content: space-around; margin-top: 5px;"> <span>745</span> <span>725</span> </div>		
	GROUP C	Era
	GROUP B	Valencia

BASE COLOURS




**BASE BDB25** 


\*BASE BDB25 is available in black.  
On request the base could be produced in polished finish.




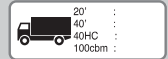
**BASE BPC25**

CARDBOARD PACKAGE (Assembled)


 10



 1




20' :  
40' :  
40HC :  
100cbm :

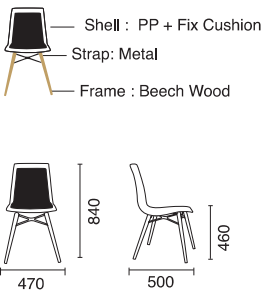


EN 1022-2008  
EN 1728-2000

## X-treme S Wox Pro Soft

Beech Leg





Shell : PP + Fix Cushion  
Strap: Metal  
Frame : Beech Wood

840  
470

460  
500

GROUP C	Era
GROUP B	Valencia / Main Line Flax

**SEAT COLOURS**

01	09	22	51	52	61	69

**FRAME COLOURS**

	1000 Natural beech wood
	1001 Wenge lacquered beech wood
	1002 Black lacquered beech wood
	1003 White lacquered beech wood

**STRAP COLOURS**

	103 Anthracite Powder Coated (mat)
--	------------------------------------

\*On request could be produced in 101 White or 102 black.  
For this kind of special applications please check the price and delivery time.

5.56

1085  
425 485  
m<sup>3</sup> 0.23

3

20' : 390 pcs.  
40' : 792 pcs.  
100cbm : 1080 pcs.

1000  
650 690  
m<sup>3</sup> 0.34


2

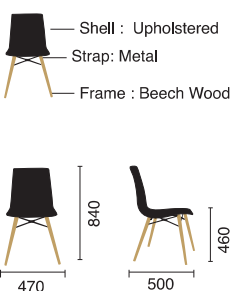
20' : 160 pcs.  
40' : 328 pcs.  
100cbm : 476 pcs.

EN 1022:2005  
EN 1728:2005

## X-treme SD Wox

Beech Leg





Shell : Upholstered  
Strap: Metal  
Frame : Beech Wood

840  
470

460  
500

GROUP C	Era
GROUP B	Valencia

**FRAME COLOURS**

	1000 Natural beech wood
	1001 Wenge lacquered beech wood
	1002 Black lacquered beech wood
	1003 White lacquered beech wood

**STRAP COLOURS**

	103 Anthracite Powder Coated (mat)
--	------------------------------------

\*On request could be produced in 101 White or 102 black.  
For this kind of special applications please check the price and delivery time.

5.83

1000  
650 690  
m<sup>3</sup> 0.34


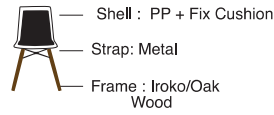
2

20' : 160 pcs.  
40' : 328 pcs.  
100cbm : 476 pcs.

EN 1022:2005  
EN 1728:2005

Seat & base colours starting from 102.

## X-treme S Wox Pro Soft Iroko/Oak Leg



GROUP C

Era

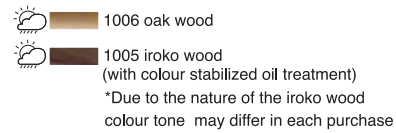
GROUP B

Valencia / Main Line Flax

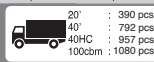
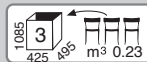
### BASE COLOURS



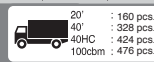
### FRAME COLOURS



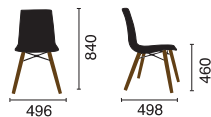
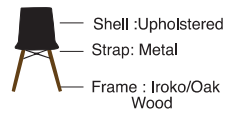
CARDBOARD PACKAGE (Disassembled)



CARDBOARD PACKAGE (Assembled)



## X-treme SD Wox Iroko/Oak Leg



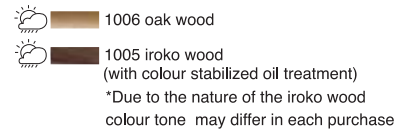
GROUP C

Era


GROUP B

Valencia

### FRAME COLOURS

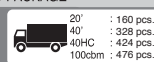
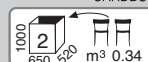


### STRAP COLOURS



\*On request could be produced in 101 White or 102 black.  
For this kind of special applications please check the price and delivery time.

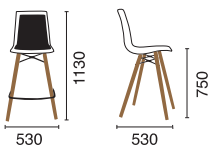
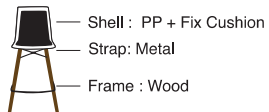
CARDBOARD PACKAGE



Seat & base colours starting from 102.

# X-treme BSL Wox Pro Soft

Iroko/Oak Leg




GROUP C

Era

GROUP B

Valencia / Main Line Flax

### SEAT COLOURS



### FRAME COLOURS

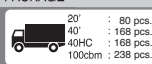
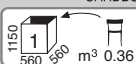
1005 iroko wood (with colour stabilized oil treatment)  
\*Due to the nature of the iroko wood colour tone may differ in each purchase

### STRAP COLOURS

103 Anthracite Powder Coated (mat)

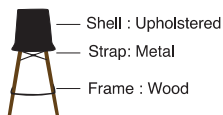
\*On request could be produced in 101 White or 102 black.  
For this kind of special applications please check the price and delivery time.

#### CARDBOARD PACKAGE



# X-treme BSLD Wox

Iroko/Oak Leg



GROUP C

Era

GROUP B

Valencia

### FRAME COLOURS

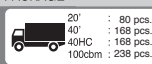
1005 iroko wood (with colour stabilized oil treatment)  
\*Due to the nature of the iroko wood colour tone may differ in each purchase

### STRAP COLOURS

103 Anthracite Powder Coated (mat)

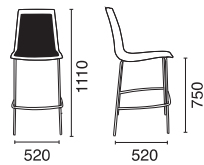
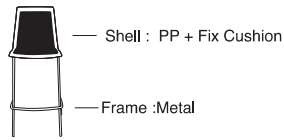
\*On request could be produced in 101 White or 102 black.  
For this kind of special applications please check the price and delivery time.

#### CARDBOARD PACKAGE



Seat & base colours starting from 102.

# X-treme BSL Pro Soft




GROUP C

Era

GROUP B

Valencia

### SEAT COLOURS

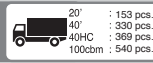
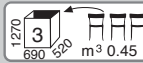


### FRAME COLOURS

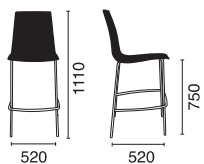
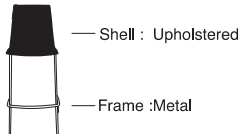


\*On request the frame could be produced in cooper/brass finish.

#### CARDBOARD PACKAGE



# X-treme BSLD




GROUP C

Era

GROUP B

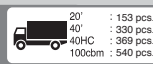
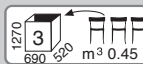
Valencia

### FRAME COLOURS



\*On request the frame could be produced in cooper/brass finish.


#### CARDBOARD PACKAGE



Seat & base colours starting from 102.



## X-treme BSSD



















Shell : Upholstered  
Frame : Metal

830  
520

750  
510


FRAME COLOURS


-   101 White Powder Coated (mat)
-   102 Black Powder Coated (mat)
-   103 Anthracite Powder Coated (mat)
-   104 Taupe Powder Coated (mat)
-   111 Brick Red Powder Coated (mat)
-   112 Reseda Green Powder Coated (mat)
-   110 Dark Yellow Powder Coated (mat)
-   106 Chrome Plated


\*On request the frame could be produced in cooper/brass finish.


CARDBOARD PACKAGE

5.86




 3  
 99.5 : 222 pcs.  
 630 : 488 pcs.  
 630 : 512 pcs.  
 m<sup>3</sup> 0.36


 20' : 222 pcs.  
 40' : 488 pcs.  
 40HC : 512 pcs.  
 100cbm : 714 pcs.


  
EN 1022-2005  
EN 1728-2000

## X-treme Sled D



















Shell : Upholstered  
Frame : Metal

710  
510

630  
500


FRAME COLOURS


-   101 White Powder Coated (mat)
-   102 Black Powder Coated (mat)
-   103 Anthracite Powder Coated (mat)
-   104 Taupe Powder Coated (mat)
-   111 Brick Red Powder Coated (mat)
-   112 Reseda Green Powder Coated (mat)
-   110 Dark Yellow Powder Coated (mat)
-   106 Chrome Plated


\*On request the frame could be produced in cooper/brass finish.


CARDBOARD PACKAGE

5.76




 3  
 1000 : 222 pcs.  
 650 : 450 pcs.  
 650 : 594 pcs.  
 m<sup>3</sup> 0.36


 20' : 222 pcs.  
 40' : 450 pcs.  
 40HC : 594 pcs.  
 100cbm : 696 pcs.


  
EN 1022-2005  
EN 1728-2000

## X-treme BD






Shell : Upholstered  
Frame : Metal

max (h) 750  
min (h) 640


480


FRAME COLOURS


-  108 Polished Stainless Steel
-   106 Chrome Plated


CARDBOARD PACKAGE



19.19



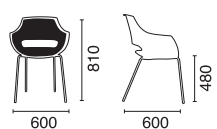



 1  
 780 : 144 pcs.  
 480 : 300 pcs.  
 480 : 300 pcs.  
 m<sup>3</sup> 0.18









 20' : 144 pcs.  
 40' : 300 pcs.  
 40HC : 300 pcs.  
 100cbm : 505 pcs.


  
EN 1022-2005  
EN 1728-2000

















<p>Opal-ML Seat Soft / only seat cushion</p> 		
	GROUP C	Era
	GROUP B	Valencia / Main Line Flax

<p>Opal-ML <u>Pro</u> Soft</p>  <div style="display: flex; justify-content: space-around; align-items: center;"> <div style="text-align: center;">  <p>Shell : PP + Fix Cushion Frame : Metal</p> </div> <div style="text-align: center;">  <p>810 600 600 480</p> </div> </div>		
	GROUP C	Era
	GROUP B	Valencia / Main Line Flax

**SEAT COLOURS**




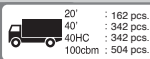

						
01	09	22	51	52	61	69



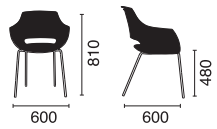

















































**FRAME COLOURS**

		101 White Powder Coated (mat)
		102 Black Powder Coated (mat)
		103 Anthracite Powder Coated (mat)
		104 Taupe Powder Coated (mat)
		111 Brick Red Powder Coated (mat)
		112 Reseda Green Powder Coated (mat)
		110 Dark Yellow Powder Coated (mat)
		106 Chrome Plated




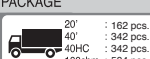

\*On request the frame could be produced in cooper/brass finish.

CARDBOARD PACKAGE

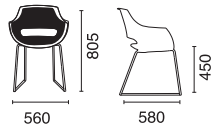
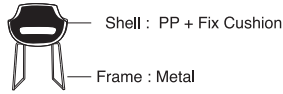
 6.40		 1060 3 620 620 m <sup>3</sup> 0.40	 20' : 162 pcs. 40' : 342 pcs. 40HC : 342 pcs. 100cbm : 504 pcs.	 CATAS EN 1022:2005 EN 1728:2000
--	---	--	---	---

<p>Opal KD</p>  <div style="display: flex; justify-content: space-around; align-items: center;"> <div style="text-align: center;">  <p>Shell : Upholstered Frame : Metal</p> </div> <div style="text-align: center;">  <p>810 600 600 480</p> </div> </div>																									
	GROUP B	Valencia																							
	<p><b>FRAME COLOURS</b></p> <table style="width: 100%;"> <tr> <td></td> <td></td> <td>101 White Powder Coated (mat)</td> </tr> <tr> <td></td> <td></td> <td>102 Black Powder Coated (mat)</td> </tr> <tr> <td></td> <td></td> <td>103 Anthracite Powder Coated (mat)</td> </tr> <tr> <td></td> <td></td> <td>104 Taupe Powder Coated (mat)</td> </tr> <tr> <td></td> <td></td> <td>111 Brick Red Powder Coated (mat)</td> </tr> <tr> <td></td> <td></td> <td>112 Reseda Green Powder Coated (mat)</td> </tr> <tr> <td></td> <td></td> <td>110 Dark Yellow Powder Coated (mat)</td> </tr> <tr> <td></td> <td></td> <td>106 Chrome Plated</td> </tr> </table> <p>*On request the frame could be produced in cooper/brass finish.</p>				101 White Powder Coated (mat)			102 Black Powder Coated (mat)			103 Anthracite Powder Coated (mat)			104 Taupe Powder Coated (mat)			111 Brick Red Powder Coated (mat)			112 Reseda Green Powder Coated (mat)			110 Dark Yellow Powder Coated (mat)		
		101 White Powder Coated (mat)																							
		102 Black Powder Coated (mat)																							
		103 Anthracite Powder Coated (mat)																							
		104 Taupe Powder Coated (mat)																							
		111 Brick Red Powder Coated (mat)																							
		112 Reseda Green Powder Coated (mat)																							
		110 Dark Yellow Powder Coated (mat)																							
		106 Chrome Plated																							

CARDBOARD PACKAGE

 6.60		 1060 3 620 620 m <sup>3</sup> 0.40	 20' : 162 pcs. 40' : 342 pcs. 40HC : 342 pcs. 100cbm : 504 pcs.	 CATAS EN 1022:2005 EN 1728:2000
--	---	--	---	---

# Opal Sled Pro Soft



GROUP C

Era

GROUP B

Valencia / Main Line Flax

### SEAT COLOURS



### FRAME COLOURS

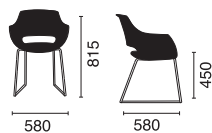
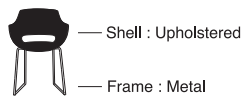


\*On request the frame could be produced in cooper/brass finish.

#### CARDBOARD PACKAGE



# Opal Sled D



GROUP B

Valencia

### FRAME COLOURS



\*On request the frame could be produced in cooper/brass finish.

#### CARDBOARD PACKAGE

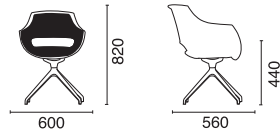


Seat & base colours starting from 102.

# Opal Swivel Pro Soft



Shell : PP + Fix Cushion  
 Frame : Metal



GROUP C

Era

GROUP B

Valencia / Main Line Flax

### SEAT COLOURS



### BASE COLOURS



\*On request the base could be produced in polished finish.

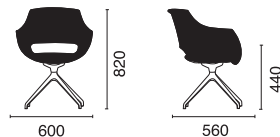
#### CARDBOARD PACKAGE

8.50 855 665 665 1 m<sup>3</sup> 0.38 20' : 66 pcs. 40' : 150 pcs. 40HC : 162 pcs. 100cbm : 180 pcs. EN 1022:2005 EN 1728:2000

# Opal Swivel D



Shell : Upholstered  
 Frame : Metal



GROUP B

Valencia

### BASE COLOURS




\*On request the base could be produced in polished finish.

#### CARDBOARD PACKAGE

8.73 855 665 665 1 m<sup>3</sup> 0.38 20' : 66 pcs. 40' : 150 pcs. 40HC : 162 pcs. 100cbm : 180 pcs. EN 1022:2005 EN 1728:2000

Seat & base colours starting from 102.

# Opal Chief Pro Soft



Shell : PP + Fix Cushion  
Frame : Metal

920  
810  
660

540  
435  
660

GROUP C  
Era

GROUP B  
Valencia / Main Line Flax

SEAT COLOURS

01 09 22 51 52 61 69

BASE COLOURS

BASE BDB25

\*BASE BDB25 is available in black.  
On request the base could be produced in polished finish.

BASE BPC25

CARDBOARD PACKAGE


11.59

855  
665  
665  
m<sup>3</sup> 0.38

20' : 66 pcs.  
40' : 150 pcs.  
40HC : 162 pcs.  
100cbm : 180 pcs.

CATAS  
EN 1022:2008  
EN 1728:2000

# Opal Chief D



Shell : Upholstered  
Frame : Metal

920  
810  
660

540  
435  
660

GROUP B  
Valencia

BASE COLOURS

BASE BDB25

\*BASE BDB25 is available in black.  
On request the base could be produced in polished finish.

BASE BPC25

CARDBOARD PACKAGE

11.79

855  
665  
665  
m<sup>3</sup> 0.38

20' : 66 pcs.  
40' : 150 pcs.  
40HC : 162 pcs.  
100cbm : 180 pcs.

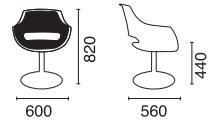
CATAS  
EN 1022:2008  
EN 1728:2000

🔍 Seat & base colours starting from 102.

# Opal-M Pro Soft



Shell : PP + Fix Cushion  
 Frame : Metal



GROUP C

Era


GROUP B

Valencia / Main Line Flax

### SEAT COLOURS



### BASE COLOURS



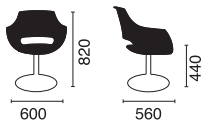
#### CARDBOARD PACKAGE

18.10 20' : 102 pcs.  
 40' : 212 pcs.  
 40HC : 234 pcs.  
 100cbm : 288 pcs. EN 1022:2005  
 EN 1728:2005

# Opal-MD



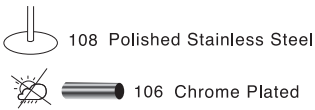
Shell : Upholstered  
 Frame : Metal



GROUP B

Valencia

### BASE COLOURS



#### CARDBOARD PACKAGE

18.31 20' : 102 pcs.  
 40' : 212 pcs.  
 40HC : 234 pcs.  
 100cbm : 288 pcs. EN 1022:2005  
 EN 1728:2005

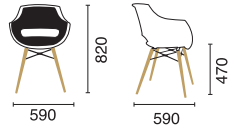
Seat & base colours starting from 102.

# Opal Wox Pro Soft

Beech Leg



- Shell : PP + Fix Cushion
- Strap : Metal
- Frame : Beech Wood



GROUP C

Era

GROUP B

Valencia / Main Line Flax

### SEAT COLOURS



### FRAME COLOURS

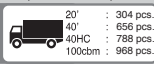
- 1000 Natural beech wood
- 1001 Wenge lacquered beech wood
- 1002 Black lacquered beech wood
- 1003 White lacquered beech wood

### STRAP COLOURS

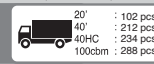
- 103 Anthracite Powder Coated (mat)

\*On request could be produced in 101 White or 102 black.  
For this kind of special applications please check the price and delivery time.

CARDBOARD PACKAGE (Disassembled)



CARDBOARD PACKAGE (Assembled)

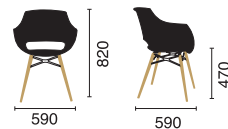


# Opal Wox KD

Beech Leg



- Shell : Upholstered
- Strap : Metal
- Frame : Beech Wood



GROUP B

Valencia

### FRAME COLOURS

- 1000 Natural beech wood
- 1001 Wenge lacquered beech wood
- 1002 Black lacquered beech wood
- 1003 White lacquered beech wood

### STRAP COLOURS

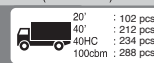
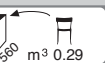
- 103 Anthracite Powder Coated (mat)

\*On request could be produced in 101 White or 102 black.  
For this kind of special applications please check the price and delivery time.

CARDBOARD PACKAGE (Disassembled)



CARDBOARD PACKAGE (Assembled)



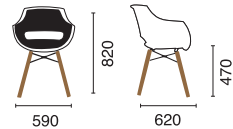
🔍 Seat & base colours starting from 102.

# Opal Wox Pro Soft

Iroko/Oak Leg



- Shell : PP + Fix Cushion
- Strap : Metal
- Frame : Iroko/Oak Wood



GROUP C

Era

GROUP B

Valencia/Main Line Flax

### SEAT COLOURS



### FRAME COLOURS

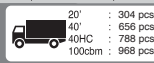
- 1006 oak wood
- 1005 iroko wood (with colour stabilized oil treatment)  
\*Due to the nature of the iroko wood colour tone may differ in each purchase

### STRAP COLOURS

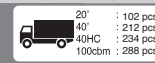

- 103 Anthracite Powder Coated (mat)

\*On request could be produced in 101 White or 102 black.  
For this kind of special applications please check the price and delivery time.

#### CARDBOARD PACKAGE (Disassembled)



#### CARDBOARD PACKAGE (Assembled)

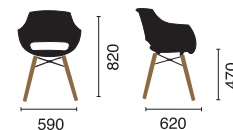


# Opal Wox KD

Iroko/Oak Leg



- Shell : Upholstered
- Strap : Metal
- Frame : Iroko/Oak Wood



GROUP B

Valencia

### FRAME COLOURS

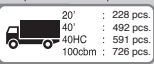
- 1006 oak wood
- 1005 iroko wood (with colour stabilized oil treatment)  
\*Due to the nature of the iroko wood colour tone may differ in each purchase

### STRAP COLOURS

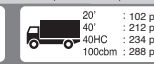
- 103 Anthracite Powder Coated (mat)

\*On request could be produced in 101 White or 102 black.  
For this kind of special applications please check the price and delivery time.

#### CARDBOARD PACKAGE (Disassembled)




#### CARDBOARD PACKAGE (Assembled)



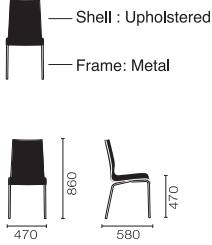
Seat & base colours starting from 102.



## Icon SD



— Shell : Upholstered  
— Frame : Metal



470 860 580 470

**GROUP B** Valencia


**FRAME COLOURS**

- 101 White Powder Coated (mat)
- 102 Black Powder Coated (mat)
- 103 Anthracite Powder Coated (mat)
- 104 Taupe Powder Coated (mat)
- 111 Brick Red Powder Coated (mat)
- 112 Reseda Green Powder Coated (mat)
- 110 Dark Yellow Powder Coated (mat)
- 106 Chrome Plated

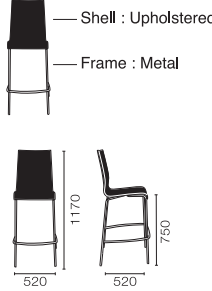
**CARDBOARD PACKAGE**

6.23 1070 2 860 520 m<sup>3</sup> 0.36 20' : 148 pcs.  
40' : 304 pcs.  
40HC : 376 pcs.  
100cbm : 460 pcs. **CATAS** EN 1022:2005 EN 1728:2000

## Icon BD



— Shell : Upholstered  
— Frame : Metal



520 1170 520 750

**GROUP B** Valencia


**FRAME COLOURS**

- 101 White Powder Coated (mat)
- 102 Black Powder Coated (mat)
- 103 Anthracite Powder Coated (mat)
- 104 Taupe Powder Coated (mat)
- 111 Brick Red Powder Coated (mat)
- 112 Reseda Green Powder Coated (mat)
- 110 Dark Yellow Powder Coated (mat)
- 106 Chrome Plated

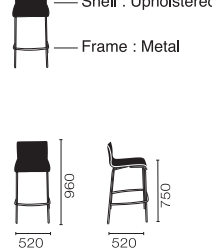
**CARDBOARD PACKAGE**

8.10 1315 3 860 485 m<sup>3</sup> 0.43 20' : 162 pcs.  
40' : 339 pcs.  
40HC : 462 pcs.  
100cbm : 564 pcs. **CATAS** EN 1022:2005 EN 1728:2000

## Icon BDK



— Shell : Upholstered  
— Frame : Metal



520 960 520 750

**Artificial Leather**

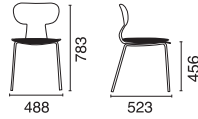
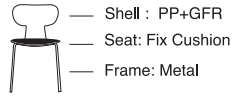
**FRAME COLOURS**

- 101 White Powder Coated (mat)
- 102 Black Powder Coated (mat)
- 103 Anthracite Powder Coated (mat)
- 104 Taupe Powder Coated (mat)
- 111 Brick Red Powder Coated (mat)
- 112 Reseda Green Powder Coated (mat)
- 110 Dark Yellow Powder Coated (mat)
- 106 Chrome Plated

**CARDBOARD PACKAGE**

7.13 1315 3 860 485 m<sup>3</sup> 0.43 20' : 162 pcs.  
40' : 339 pcs.  
40HC : 462 pcs.  
100cbm : 564 pcs. **CATAS** EN 1022:2005 EN 1728:2000

# Yugo-S Soft



GROUP C

-


Era

GROUP B

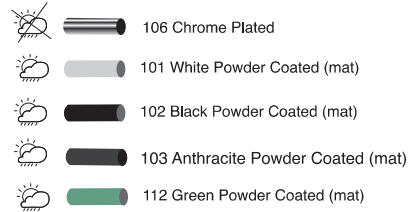
Silvertex  
Maglia  
Batyline Eden  
Stamskin Zen

Main Line Flax  
Valencia

### SEAT COLOURS



### FRAME COLOURS

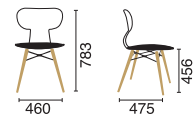
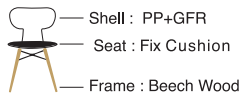


\*On request the frame could be produced in cooper/brass finish.

#### CARDBOARD PACKAGE

4.60 €  
 20' : 222 pcs.  
 40' : 456 pcs.  
 40HC : 600 pcs.  
 100cbm : 828 pcs.  
 CATAS EN 1022:2005 EN 1728:2000  
 945 3 670 535 m<sup>3</sup> 0.32

# Yugo-S Wox Soft



GROUP C

-


Era

GROUP B

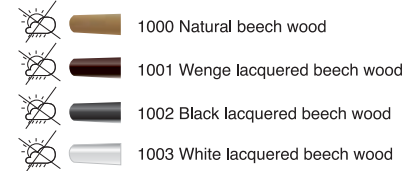
Silvertex  
Maglia  
Batyline Eden  
Stamskin Zen

Main Line Flax  
Valencia


### SEAT COLOURS



### FRAME COLOURS



### STRAP COLOURS




\*On request could be produced in 101 White or 102 black.  
 For this kind of special applications please check the price and delivery time.

#### CARDBOARD PACKAGE

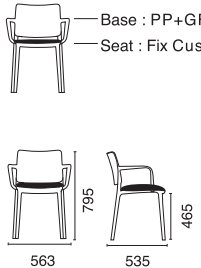
4.05 €  
 20' : 384 pcs.  
 40' : 768 pcs.  
 40HC : 768 pcs.  
 100cbm : 1150 pcs.  
 CATAS EN 1022:2005 EN 1728:2000  
 559 2 567 180 m<sup>3</sup> 0.15

🔍 Seat & base colours starting from 102.

### Joy-K Seat Soft




Base : PP+GFR  
Seat : Fix Cushion




GROUP C	-	Era
GROUP B	Silvertex Maglia Batyline Eden Stamskin Zen	Main Line Flax Valencia

BASE COLOURS




01 04 09 17 22 61 70 72

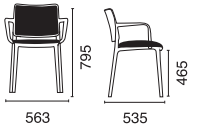
CARDBOARD PACKAGE



### Joy-K Seat&Back Soft




Back : Fix Cushion  
Seat : Fix Cushion  
Base : PP+GFR




GROUP C	-	Era
GROUP B	Silvertex Maglia Stamskin Zen	Main Line Flax Valencia

BASE COLOURS




01 04 09 17 22 61 70 72

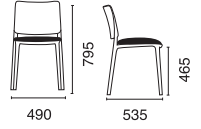
CARDBOARD PACKAGE



### Joy-S Seat Soft




Base : PP+GFR  
Seat : Fix Cushion




GROUP C	-	Era
GROUP B	Silvertex Maglia Batyline Eden Stamskin Zen	Main Line Flax Valencia

PP BASE BASE COLOURS




01 04 09 17 22 61 65 70 72

CARDBOARD PACKAGE

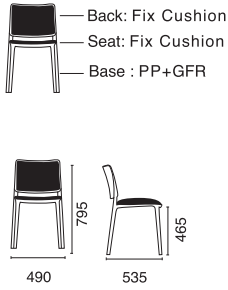


🔍 Seat & base colours starting from 102.

### Joy-S Seat&Back Soft




Back: Fix Cushion  
Seat: Fix Cushion  
Base : PP+GFR



GROUP C	-	Era
GROUP B	Silvertex Maglia Stamskin Zen	Main Line Flax Valencia

BASE COLOURS



5.10


CARDBOARD PACKAGE

1004  
695 135  
m<sup>3</sup> 0.35

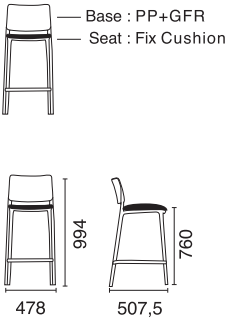
20' : 198 pcs.  
40' : 414 pcs.  
40HC : 522 pcs.  
100cbm : 702 pcs.

CATAS  
EN 1022:2005  
EN 1728:2000

### Joy-S Bar Soft 75cm




Base : PP+GFR  
Seat : Fix Cushion



GROUP C	-	Era
GROUP B	Silvertex Maglia Batyline Eden Stamskin Zen	Main Line Flax Valencia

BASE COLOURS



4.50


CARDBOARD PACKAGE

1150  
650 500  
m<sup>3</sup> 0.37

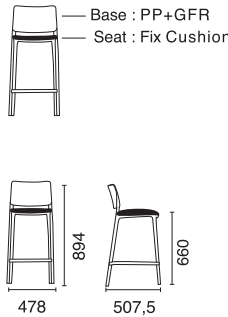
20' : 210 pcs.  
40' : 420 pcs.  
40HC : 480 pcs.  
100cbm : 672 pcs.

CATAS  
EN 1022:2005  
EN 1728:2000

### Joy-S Bar Soft 65cm




Base : PP+GFR  
Seat : Fix Cushion



GROUP C	-	Era
GROUP B	Silvertex Maglia Batyline Eden Stamskin Zen	Main Line Flax Valencia

BASE COLOURS



4.37

CARDBOARD PACKAGE


1150  
650 500  
m<sup>3</sup> 0.37

20' : 210 pcs.  
40' : 420 pcs.  
40HC : 480 pcs.  
100cbm : 672 pcs.

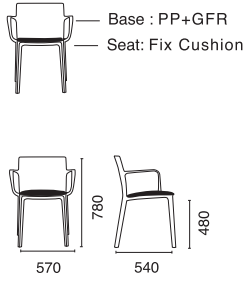
CATAS  
EN 1022:2005  
EN 1728:2000

 Seat & base colours starting from 102.

### Evo-K Seat Soft




Base : PP+GFR  
Seat: Fix Cushion



GROUP C	-	Era
GROUP B	Silvertex Maglia Batyline Eden Stamskin Zen	Main Line Flax Valencia

BASE COLOURS



570 780 540 480

01 17 22 51 61 70 73

CARDBOARD PACKAGE


5.00

1000 3 600 110 m<sup>3</sup> 0.42

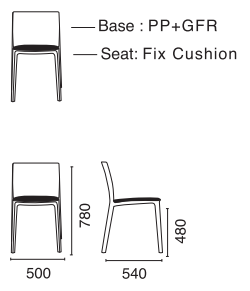
20' : 162 pcs.  
40' : 342 pcs.  
40HC : 450 pcs.  
100cbm : 612 pcs.

CATAS EN 1022-2005 EN 1728-2000

### Evo-S Seat Soft




Base : PP+GFR  
Seat: Fix Cushion



GROUP C	-	Era
GROUP B	Silvertex Maglia Batyline Eden Stamskin Zen	Main Line Flax Valencia

BASE COLOURS



500 780 540 480

01 17 22 51 61 70 73

CARDBOARD PACKAGE


4.60

980 3 550 110 m<sup>3</sup> 0.40

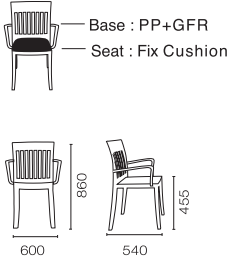
20' : 186 pcs.  
40' : 384 pcs.  
40HC : 480 pcs.  
100cbm : 702 pcs.

CATAS EN 1022-2005 EN 1728-2000

### Eden-K Soft




Base : PP+GFR  
Seat : Fix Cushion



GROUP C	-	Era
GROUP B	Silvertex Maglia Batyline Eden Stamskin Zen	Main Line Flax Valencia

BASE COLOURS



600 860 540 455

01 17 22 52 61 51C 53C

CARDBOARD PACKAGE

6.70


1025 3 685 110 m<sup>3</sup> 0.43

20' : 162 pcs.  
40' : 342 pcs.  
40HC : 444 pcs.  
100cbm : 612 pcs.

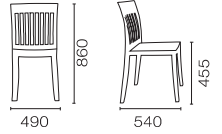
CATAS EN 1022-2005 EN 1728-2000

🔍 Seat & base colours starting from 102.

### Eden-S Soft

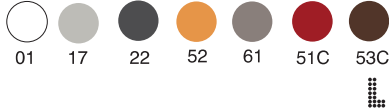


Base : PP+GFR  
Seat : Fix Cushion




GROUP C	-	Era
GROUP B	Silvertex Maglia Batyline Eden Stamskin Zen	Main Line Flax Valencia


BASE COLOURS



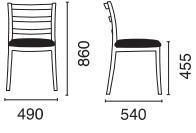
CARDBOARD PACKAGE



### Nosta-S Soft




Base : PP+GFR  
Seat : Fix Cushion




GROUP C	-	Era
GROUP B	Silvertex Maglia Batyline Eden Stamskin Zen	Main Line Flax Valencia


BASE COLOURS



CARDBOARD PACKAGE




### Protection Part




Nosta-S, Eden-S, Eden-K Soft comes with fixed plastic protection part for stacking.

COLOUR

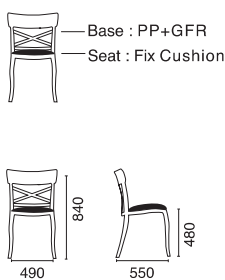


 Seat & base colours starting from 102.

### X'Sera-S Soft




Base : PP+GFR  
Seat : Fix Cushion



GROUP C	-	Era
GROUP B	Silvertex Maglia Batylina Eden Stamskin Zen	Main Line Flax Valencia

BASE COLOURS




4.95

1004 4 695 835 m<sup>3</sup> 0.34

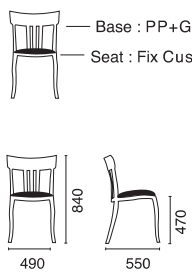
20' : 280 pcs.  
40' : 600 pcs.  
40HC : 744 pcs.  
100cbm : 952 pcs.

CATAS  
EN 1022:2005  
EN 1728:2000

### Trio-S Soft




Base : PP+GFR  
Seat : Fix Cushion



GROUP C	-	Era
GROUP B	Silvertex Maglia Batylina Eden Stamskin Zen	Main Line Flax Valencia

BASE COLOURS




5.00

1004 3 695 835 m<sup>3</sup> 0.34

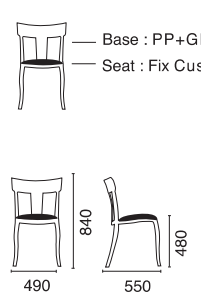
20' : 210 pcs.  
40' : 450 pcs.  
40HC : 558 pcs.  
100cbm : 714 pcs.

CATAS  
EN 1022:2005  
EN 1728:2000

### Toro-S Soft




Base : PP+GFR  
Seat : Fix Cushion



GROUP C	-	Era
GROUP B	Silvertex Maglia Batylina Eden Stamskin Zen	Mainflex Valencia

BASE COLOURS



5.00


1004 3 695 835 m<sup>3</sup> 0.34

20' : 210 pcs.  
40' : 450 pcs.  
40HC : 558 pcs.  
100cbm : 714 pcs.

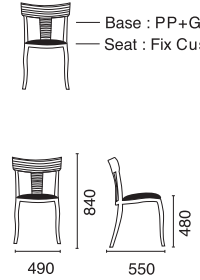
CATAS  
EN 1022:2005  
EN 1728:2000

🔍 Seat & base colours starting from 102.

### Toro-S Rattan Soft




Base : PP+GFR  
Seat : Fix Cushion



GROUP C	-	Era
GROUP B	Silvertex Maglia Batyline Eden Stamskin Zen	Main Line Flax Valencia

BASE COLOURS



01 22 53 65 66

CARDBOARD PACKAGE


5.09

1004 3 695 895 m<sup>3</sup> 0.34

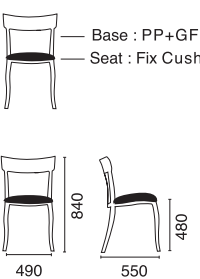
20' : 210 pcs.  
40' : 450 pcs.  
40HC : 558 pcs.  
100cbm : 714 pcs.

CATAS  
EN 1022:2005  
EN 1728:2000

### Hera-SP Soft




Base : PP+GFR  
Seat : Fix Cushion



GROUP C	-	Era
GROUP B	Silvertex Maglia Batyline Eden Stamskin Zen	Main Line Flax Valencia

BASE COLOURS



01 09 22 61 65

CARDBOARD PACKAGE


4.66

1004 4 695 895 m<sup>3</sup> 0.34

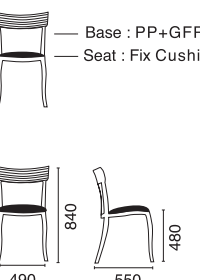
20' : 280 pcs.  
40' : 600 pcs.  
40HC : 744 pcs.  
100cbm : 952 pcs.

CATAS  
EN 1022:2005  
EN 1728:2000

### Hera-SP Rattan Soft




Base : PP+GFR  
Seat : Fix Cushion



GROUP C	-	Era
GROUP B	Silvertex Maglia Batyline Eden Stamskin Zen	Main Line Flax Valencia

BASE COLOURS



01 22 53 65 66

CARDBOARD PACKAGE

4.78

1004 4 695 895 m<sup>3</sup> 0.34


20' : 280 pcs.  
40' : 600 pcs.  
40HC : 744 pcs.  
100cbm : 952 pcs.

CATAS  
EN 1022:2005  
EN 1728:2000

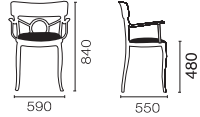
 Seat & base colours starting from 102.




### O'pera-K Soft




— Back : PC  
 — Seat : Fix Cushion  
 — Base : PP+GFR




GROUP C	-	Era
GROUP B	Silvertex Maglia Batyline Eden Stamskin Zen	Main Line Flax Valencia

**BACK & BASE COLOURS**  
  
 09/37 09/38 09/42 09/43 ... See all colour options at page 20.

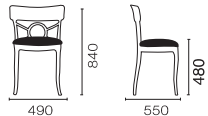
**CARDBOARD PACKAGE**




### O'pera-S Soft




— Back : PC  
 — Seat : Fix Cushion  
 — Base : PP+GFR




GROUP C	-	Era
GROUP B	Silvertex Maglia Batyline Eden Stamskin Zen	Main Line Flax Valencia

**BACK & BASE COLOURS**  
  
 09/37 09/38 09/42 09/43 ... See all colour options at page 20.

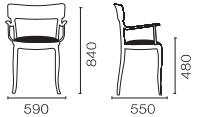
**CARDBOARD PACKAGE**




### Hera-K Soft




— Back : PC  
 — Seat : Fix Cushion  
 — Base : PP+GFR



GROUP C	-	Era
GROUP B	Silvertex Maglia Batyline Eden Stamskin Zen	Main Line Flax Valencia


**BACK & BASE COLOURS**  
  
 65/37 65/38 65/42 65/43 ... See all colour options at page 21.

**CARDBOARD PACKAGE**



 Seat & base colours starting from 102.

### Hera-S Soft



Back: PC  
Seat: Fix Cushion  
Base: PP+GFR

840  
490 550 480

GROUP C	-	Era
GROUP B	Silvertex Maglia Batyline Eden Stamskin Zen	Main Line Flax Valencia

BACK & BASE COLOURS

65/37 65/38 65/42 65/43 ...See all colour options at page 21.

4.68


CARDBOARD PACKAGE

1004  
4  
695 895 m<sup>3</sup> 0.34

20' : 280 pcs.  
40' : 600 pcs.  
40HC : 744 pcs.  
100cbm : 952 pcs.

CATAS  
EN 1022:2005  
EN 1728:2000

### Gyza Soft



Base: PC / PC Mat  
Seat: Fix Cushion

790  
490 500 470

GROUP C	-	Era
GROUP B	Maglia	Main Line Flax Valencia

BASE COLOURS

29 35 37 38 40 42 43 44 01C 09C 22C 51C

5.00


CARDBOARD PACKAGE

990  
3  
685 890 m<sup>3</sup> 0.33

20' : 216 pcs.  
40' : 450 pcs.  
40HC : 594 pcs.  
100cbm : 855 pcs.

CATAS  
EN 1022:2005  
EN 1728:2000

### Mambo Soft



Base: PP+GFR  
Seat: Fix Cushion

770  
640 560 460

GROUP C	-	Era
GROUP B	Silvertex Maglia Batyline Eden Stamskin Zen	Main Line Flax Valencia

BASE COLOURS

01 18 22 61

5.45

CARDBOARD PACKAGE

890  
3  
710 950 m<sup>3</sup> 0.41

20' : 162 pcs.  
40' : 324 pcs.  
40HC : 486 pcs.  
100cbm : 540 pcs.

CATAS  
EN 1022:2005  
EN 1728:2000

 Seat & base colours starting from 102.

## BENCHES


---

pg.87-pg.89

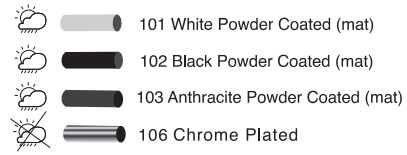
## X-treme Bench Pro



### SEAT COLOURS



### FRAME COLOURS



2 seater with compact side table / chrome frame

2 seater with compact side table / powder coated frame

3 seater / chrome frame

3 seater/ powder coated frame

3 seater with compact side table / chrome frame

3 seater with compact side table / powder coated frame

4 seater / chrome frame

4 seater / powder coated frame

4 seater with compact side table / chrome frame


4 seater with compact side table / powder coated frame

 Seat & base colours starting from 102.

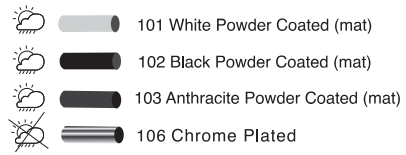
## X-treme Bench



### SEAT COLOURS



### FRAME COLOURS



2 seater with compact side table / chrome frame

2 seater with compact side table / powder coated frame

3 seater / chrome frame

3 seater/ powder coated frame

3 seater with compact side table / chrome frame

3 seater with compact side table / powder coated frame

4 seater / chrome frame

4 seater / powder coated frame

4 seater with compact side table / chrome frame

4 seater with compact side table / powder coated frame

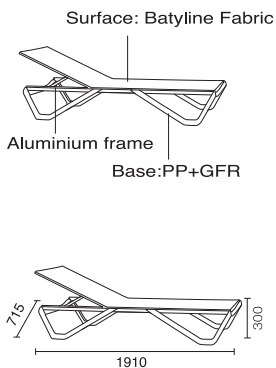
 Seat & base colours starting from 102.

## SUNLOUNGERS


---

pg.91-pg.93

# Wave



## SURFACE COLOURS



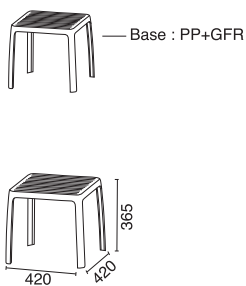
\* 05374, 05017, 05009 are non stock colours.  
Please check the price and delivery time. MOQ : 50 pcs.

## FRAME COLOURS




				<b>CARDBOARD PACKAGE</b> 320x1930x735 20' : 63 pcs. 40' : 126 pcs. 40HC : 144 pcs. 100cbm : 189 pcs.		<b>CARDBOARD PACKAGE</b> 590x1930x735 20' : 144 pcs. 40' : 288 pcs. 40HC : 288 pcs. 100cbm : 420 pcs.			
		<b>SHRINK PACKAGE/PALLET</b> h:2202 L:1960 w:750 m <sup>3</sup> 3.23		<b>SHRINK PACKAGE/PALLET</b> h:2442 L:1960 w:750 m <sup>3</sup> 3.59		<b>SHRINK PACKAGE/PALLET</b> 20' : 176 pcs. 40' : 396 pcs.		<b>SHRINK PACKAGE/PALLET</b> 40HC : 450 pcs. 100cbm : 500 pcs.	

# Wave Side Table



## COLOURS



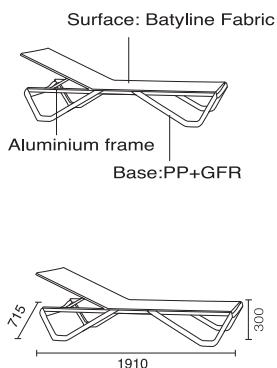
				<b>SHRINK PACKAGE/PALLET</b> h:2000 L:550 w:650 m <sup>3</sup> 0.72		<b>CARDBOARD PACKAGE</b> h:640 L:550 w:550 m <sup>3</sup> 0.19		20' : 1750 pcs. 40' : 3600 pcs.		20' : 1750 pcs. 40' : 3600 pcs.	
--	--	--	--	---	--	--	--	------------------------------------	--	------------------------------------	--

# Wave Cushion

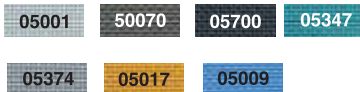


Natte / Acrylic

## Wave Pad



### SURFACE COLOURS

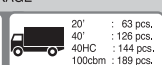


\* 05374, 05017, 05009 are non stock colours.  
Please check the price and delivery time. MOQ : 50 pcs.

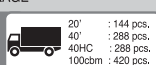
### FRAME COLOURS



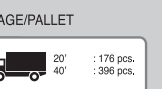
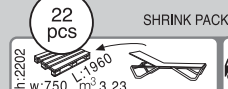
#### CARDBOARD PACKAGE



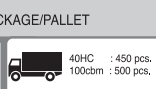
#### CARDBOARD PACKAGE



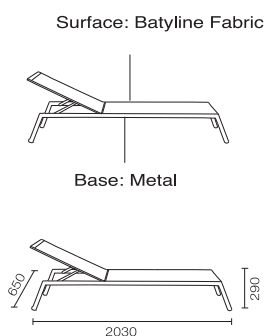
#### SHRINK PACKAGE/PALLET



#### SHRINK PACKAGE/PALLET




## Zen



### SURFACE COLOURS



### FRAME COLOURS



#### CARDBOARD PACKAGE



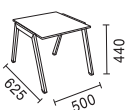
## Zen Side Table



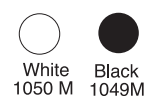
### Table Top: Compact



### Frame: Metal



### TOP COLOURS



### FRAME COLOURS
















## REMOVABLE CUSHIONS & ACCESSORIES

---

pg.95-pg.99

## REMOVABLE CUSHION

	FABRIC OPTIONS	PRICE(EURO)
<p>EDEN-K      EDEN-S</p>  <p>Foam Cushion</p>	<p>ETISILK / OLEFIN </p> <p>ERA</p> <p>SILVERTEX / SUNBRELLA </p>	
<p>VARIA</p>  <p>Foam Cushion</p>	<p>ETISILK / OLEFIN </p> <p>ERA</p> <p>SILVERTEX / SUNBRELLA </p>	
<p>O'PERA-K      OPERA-S</p>  <p>Dressed Cushion</p> <p>HERA-K      HERA-S</p>  <p>Dressed Cushion</p> <p>HERA-SP      HERA-SP RATTAN</p>  <p>Dressed Cushion</p>	<p>ETISILK / OLEFIN </p> <p>ERA</p> <p>SILVERTEX </p>	

# REMOVABLE CUSHION

X'SERA-S



TRIO-S



COOL



*Dressed Cushion*

TORO-S



TORO-S RATTAN



GYZA



*Dressed Cushion*

EGO-K



EGO-S



EGO-ROCK



CLASS-X & CLASS-XC



*Dressed Cushion*

ETISILK / OLEFIN 

ERA

SILVERTEX 

LUNA



LUNA STRIPE










*CapCushion*

VALENCIA

SILVERTEX 

## REMOVABLE CUSHION

 <p>OPAL Short Puffy Cushion</p>	<p>ERA</p>
 <p>OPAL Long Puffy Cushion</p>	<p>ERA</p>
 <p>MAMBO Short Puffy Cushion</p>	<p>ERA</p>
 <p>MAMBO Long Puffy Cushion</p>	<p>ERA</p>
 <p>FLORA</p>	<p>ETISILK </p> <p>ERA</p> <p>SUNBRELLA </p>

# ACCESSORIES

## SWIVELLING FOOT



### DESCRIPTION

Adjustable swivelling foot for level positioning  
1 set = 4 pcs.

only black



## PLASTIC CONNECTION DEVICE



### DESCRIPTION

•Plastic connection device for **X-Treme S** chair  
Plastic connection device for **Icon S** chair

\* 1set = 2 pcs. (front part & back part)

#### FRONT PART



#### BACK PART



only grey



## EXTENTION PART

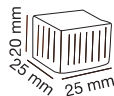
FOR EDEN-S / EDEN-K /  
VARIA-S



### DESCRIPTION

Extention part for **Eden-S** and **Eden-K**  
Extention part for **Varia-S**

1 set = 4 pcs.



## CHANGEABLE MESH FABRIC PART OF WAVE

### DESCRIPTION

Changeable mesh fabric part is used for wave sunlounger. If you have worn mesh part on it can change by own yourself with new one by following instructions.



## MATERIALS

---

pg.101-pg.109

# CHAIRS AND STOOL COLOURS


---

## PP FINISH COLOURS




---

## PP MAT FINISH COLOURS



---

## PC COLOURS




---

## PC MAT FINISH COLOURS



---

## METAL BASE COLOURS



---

## WOODEN BASE COLOURS






# COVER TYPES AND COLOURS

## GROUP B VALENCIA BY SPRADLING



CITRUS



NIGHT



AVACADO



SQUASH



TOMATO



LOTUS




ROSE




CHESTNUT



CAMEL



PURE WHITE



CASHMERE



ULTRA VIOLET




WARM GREY



PETROL



CORAL



SKYLIGHT



TEAL



SAFFRAN



MELONE



ORANGE



TERRACOTTA



SONNE



BUCHE



PRALINE



BRONZE




TAUPE




BEIGE




LEINEN




SISAL




WEISS




AUSTER



PERLE




PLATIN



LICHTGRAU




GRAPHITE




SCHWARZ



LAUREL



METEOR



MOCCA



PORT



KIRSCH




ROT




PINK



BERRY



AMTHYST



TITAN



LAVENDEL



BALTIC



DELFT



MARINE



TURKIS



JADE



APFEL




OLIVE




GRUN



SILVER



GOLD



IVORY



PEARLESSENCE

GROUP B  
MAIN LINE FLAX BY CAMIRA



MLF01 ALDGATE



MLF02 ARCHWAY



MLF03 BARBICAN



MLF04 EUSTON



MLF05 HOLBORN



MLF06 KILBURN



MLF07 KENSINGTON



MLF08 LAMBETH



MLF09 MONUMENT



MLF11 WEMBLEY



MLF12 MORDEN



MLF13 LEYTON



MLF14 PARSONS



MLF15 STOCKWELL



MLF16 TEMPLE



MLF17 TOOTING



MLF18 TUFNELL




MLF19 VICTORIA



MLF20 UPMINSTER



MLF21 WARERIOO



MLF23 BANK



MLF24 BAYSWATER



MLF25 BETHNAL



MLF26 CAMDEN



MLF27 CHARING



MLF28 EDGWARE



MLF29 FARRINGDON



MLF30 FINSBURY



MLF31 GOLDHAWK



MLF32 GREENFORD



MLF33 HIGHGATE



MLF34 PIMLICO



MLF35 BROMPTON



MLF37 STANMORE



MLF38 RUSSELL



MLF39 PADDINGTON



MLF40 NORTHFIELDS



MLF41 KILLINGDON

# COVER TYPES AND COLOURS

## GROUP B SILVETEX BY SPRADLING



CAMEL	ULTRA VIOLET	SKYLIGHT	CORAL	ALUMINIUM	TEAL	LOTUS	ROSE
ORCHID	TOMATO	GRENADINE	PETROL	SQUASH	AVACADO	CITRUS	ICEREM
WHITE	TURQUOISE	BALTIC	DELFT	JET	SAPPHIRE	FOREST	BOTTLE
BASIL	PISTACHO	CELERY	SAGE	AUBERGINE	RASPBERRY	RUBIN	WINE
UMBER	MAGENTA	RED	SUNKIST	MANDARIN	COBRE	SAFRAN	MELON
ORANGE	LUGGAGE	ICE	CREAM	SISAL	CHAMPAGNE	BEIGE	MACADAMIA
SANDSTONE	TAUPE	SHIITAKE	METEOR	MOCCA	PLATA	STERLING	TITANIUM
STORM	GARPHITE	CARBON	BLACK				

# COVER TYPES AND COLOURS

PAPATYA

## GROUP B MAGLIA BY SPRADLING



## GROUP B



### STAMSKIN ZEN BY SERGE FERRARI



### STAMSKIN TOP BY SERGE FERRARI



## GROUP B BATYLINE EDEN BY SERGE FERRARI



# COVER TYPES AND COLOURS

## GROUP C ERA BY CAMIRA



CSE01 FUTURIST



CSE02 GENERATION



CSE03 LIFETIME



CSE05 SPAN



CSE06 CYCLE



CSE07 PERIOD



CSE08 CHAPTER



CSE09 PRIME



CSE10 EVERLASTING




CSE11 FORECAST



CSE12 PERENNIAL



CSE13 PRESENT




CSE14 FORWARD



CSE15 STAGE



CSE16 TIMELAPSE



CSE17 PHASE



CSE18 EVENT



CSE19 CALENDER



CSE20 AENON



CSE21 HISTORY




CSE23 OCCURENCE



CSE24 DATE



CSE25 SEQUENCE



CSE26 TURN




CSE27 MEASURE



CSE28 EXTEND



CSE29 EXPERIENCE



CSE30 TRANSITION



CSE31 SPLITSECOND



CSE32 OCCASSION



CSE33 ANALOGUE



CSE34 ENDURANCE



CSE35 SIGNATURE



CSE36 NOTATION



CSE37 REST



CSE38 ALLOWANCE




CSE39 YOUTH



CSE40 MATURITY



CSE41 QUOTA



CSE42 RANGE



CSE43 LATE



CSE44 ELAPSE



CSE45 PROMT



CSE46 MEMO

## NATTE BY SUNBRELLA



10022 GREY CHINE



10063 CHARCOAL CHINE



10152 GRAUMEL CHALK




OUTDOOR  
USAGE


## ETISILK




02183 PURPLE



02709 MILK  
BROWN



02306 BLUE




02631 GREY



OUTDOOR  
USAGE

## BATYLINE ISO BY SERGE FERRARI

ONLY USABLE FOR SUNLOUNGERS




05001 White




50070 Taupe



05700 Anthracite




05347 Turquoise



05017 Yellow



05009 Blue



05374 Grey



OUTDOOR  
USAGE

## TABLES

---

pg.111-pg.126

# WOX TABLE 2000x1200




Beech leg



Iroko Leg

		1050M / 1049M / 1057M 3039M / 3120M	1049WGR1
2000x1200	Beech leg	✓	✓
2000x1200	Iroko Leg	✓	✓

## 12MM SOLID LAMINATE COMPACT TOP COLOURS



## BASE COLOURS



(with colour stabilized oil treatment)  
*\*Due to the nature of the iroko wood colour tone may differ in each purchase*

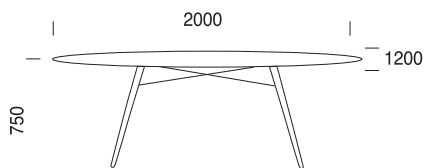


Table top options starting from 164.



# WOX TABLE 1590x1190




Beech leg



Iroko Leg

		1050M / 1049M / 1057M 3039M / 3120M	1049WGR1
1590x1190	Beech leg	✓	✓
1590x1190	Iroko Leg	✓	✓

## 12MM SOLID LAMINATE COMPACT TOP COLOURS



## BASE COLOURS

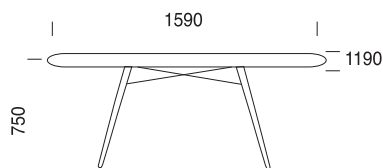


Table top options starting from 164.

# WOX TABLE ø1200




Beech leg



Iroko Leg

		1050M / 1049M / 1057M 3039M / 3120M	1049WGR1
ø 1200	Beech leg	✓	✓
ø 1200	Iroko Leg	✓	✓

## 12MM SOLID LAMINATE COMPACT TOP COLOURS



## BASE COLOURS

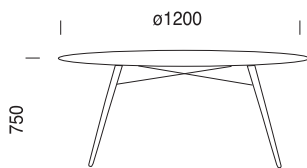


Table top options starting from 164.

# WOX TABLE 990x990




Beech leg



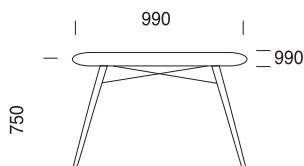
Iroko Leg


		1050M / 1049M / 1057M 3039M / 3120M	1049WGR1
990x990	Beech leg	✓	✓
990x990	Iroko Leg	✓	✓

## 12 MM SOLID LAMINATE COMPACT TOP COLOURS



## BASE COLOURS



 Table top options starting from 164.

# WOX SIDE TABLE 490x490




Beech leg



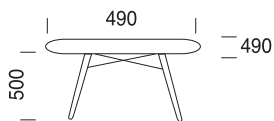
Iroko Leg

		1050M / 1049M / 1057M 3039M / 3120M	1049WGR1
490x490	Beech leg	✓	✓
490x490	Iroko Leg	✓	✓

## 12MM SOLID LAMINATE COMPACT TOP COLOURS




1050M White   1049M Black   1057M Anthracite   3039M Wenge   3120M Rustica   1049WGR1 Woodgrain Nero



## BASE COLOURS

-  1000 Natural beech wood
-  1001 Wenge lacquered beech wood
-  1002 Black lacquered beech wood
-  1003 White lacquered beech wood
-  1005 iroko wood  
(with colour stabilized oil treatment)  
*\*Due to the nature of the iroko wood colour tone may differ in each purchase*


 Table top options starting from 164.

# ONIX TABLE

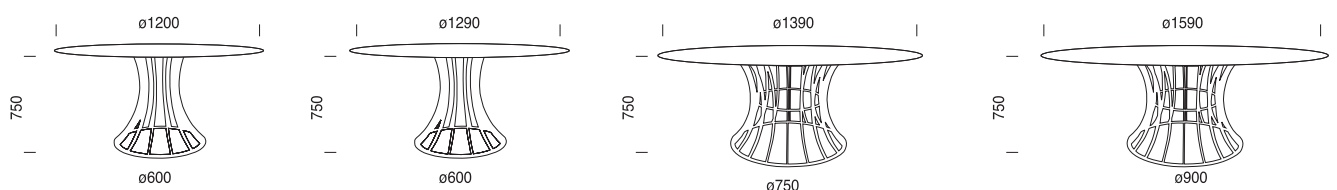
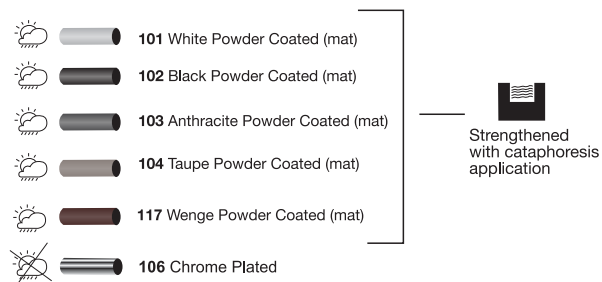


	1050M / 1049M / 1057M 3120M / 5056M / 5657M	5101STN / 5098STN	1049WGR1
ø1590	✓	✓	—
ø1390	✓	✓	—
ø1290	—	—	✓
ø1200	✓	✓	✓

## 12MM SOLID LAMINATE COMPACT TOP COLOURS



## BASE COLOURS




🔍 Table top options starting from 164.

# ROLL TABLE

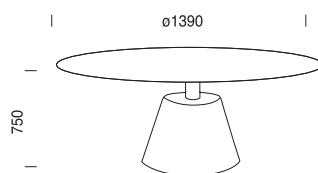
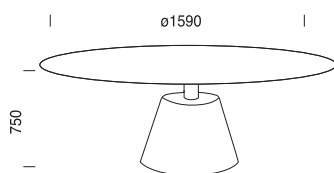
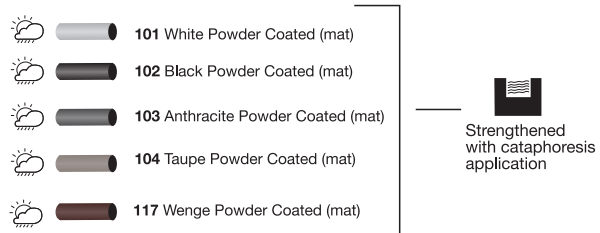


	1050M / 1049M / 1057M 3120M / 5056M / 5657M	5101STN / 5098STN
ø1590	✓	✓
ø1390	✓	✓

## 12MM SOLID LAMINATE COMPACT TOP COLOURS



## BASE COLOURS




# MAXIMA TABLE



	1050M / 1049M / 1057M 3120M / 5056M / 5657M	5101STN / 5098STN / 1049WGR1
2140x990	✓	✓
1790x890	✓	✓
890x890	✓	✓

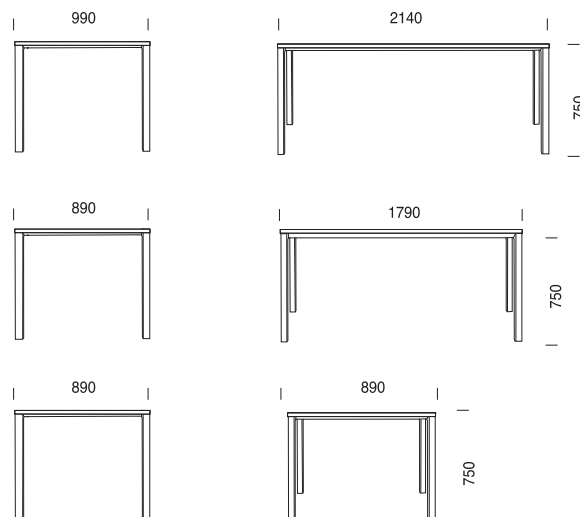
## 12MM SOLID LAMINATE COMPACT TOP COLOURS




## BASE COLOURS



 Strengthened with cataphoresis application




 Table top options starting from 164.

# SLIM TABLE



	1050M / 1049M / 1057M 3120M / 5056M / 5657M	5101STN / 5098STN / 1049WGR1
1390x790	✓	✓
1190x790	✓	✓
790x790	✓	✓
990x490 H 500	✓	✓
490x490 H 500	✓	✓

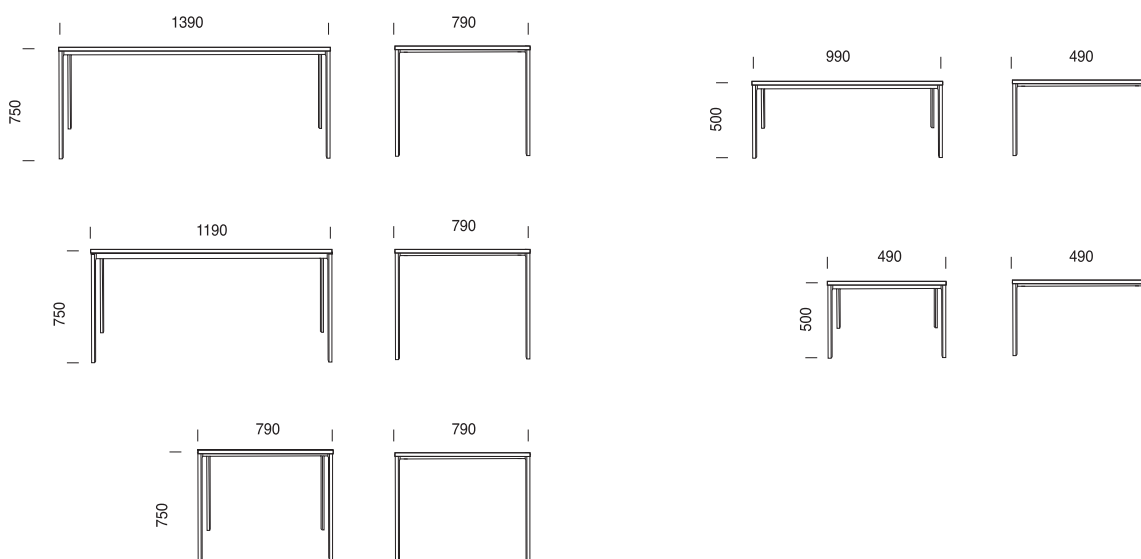
## 12MM SOLID LAMINATE COMPACT TOP COLOURS



## BASE COLOURS




Strengthened with cataphoresis application





# IDEA TABLE




1050M / 1049M / 1057M / 3169M

18 MM MDF CORE

	1050M / 1049M / 1057M / 3169M	18 MM MDF CORE
1390x790	✓	✓
1190x790	✓	✓
790x790	✓	✓
990x490 H 500	✓	✓
490x490 H 500	✓	✓

## 12 MM SOLID LAMINATE COMPACT TOP COLOURS



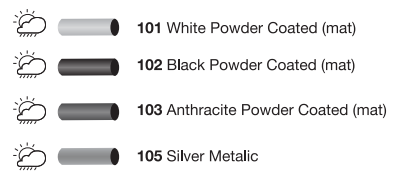
1050M White  
1049M Black  
1057M Anthracite

## 18mm MDF CORE TOP COLOURS

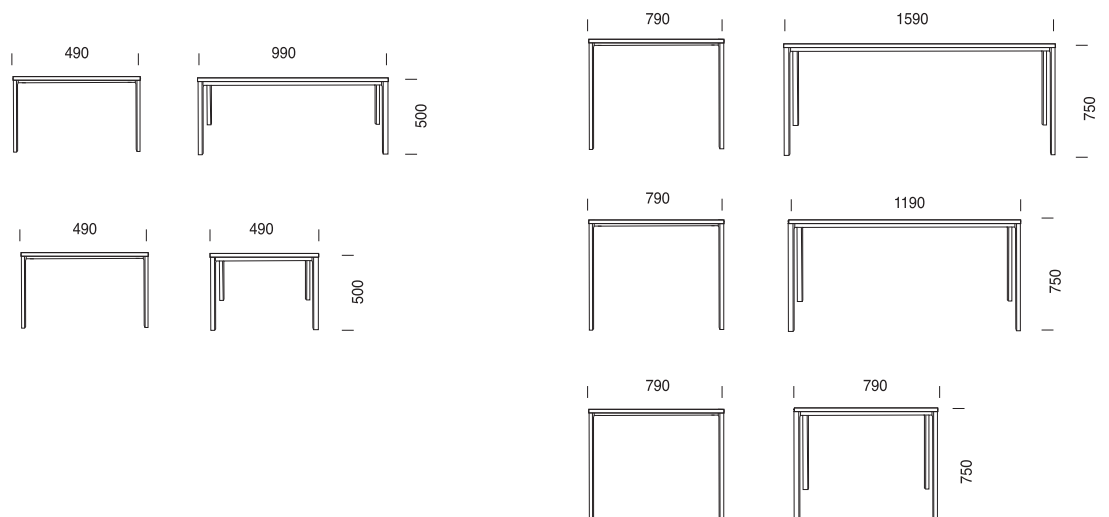


White Anthracite

## BASE COLOURS



101 White Powder Coated (mat)  
102 Black Powder Coated (mat)  
103 Anthracite Powder Coated (mat)  
105 Silver Metallic




# TRIO TABLE

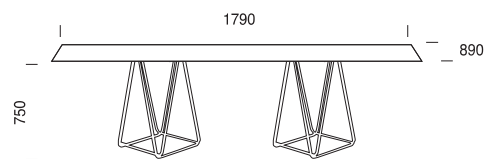
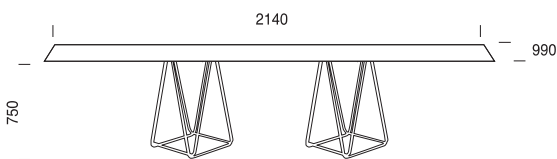
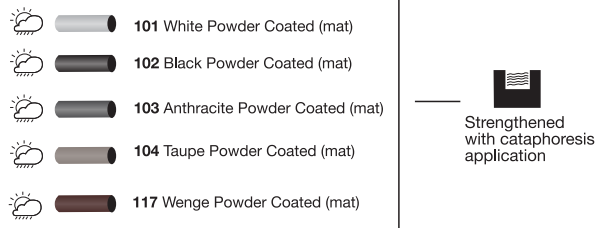



	1050M / 1049M / 1057M 3120M / 5056M / 5657M	5101STN / 5098STN / 1049WGR1
2140x990	✓	✓
1790x890	✓	✓

## 12MM SOLID LAMINATE COMPACT TOP COLOURS



## BASE COLOURS



 Table top options starting from 164.

# TOWER TABLE




1050M / 1049M / 1057M  
3120M / 5056M / 5657M

5101STN / 5098STN

TOWER TABLE 212	2400x1200	✓	✓
-----------------	-----------	---	---

## 12MM SOLID LAMINATE COMPACT TOP COLOURS



## BASE COLOURS

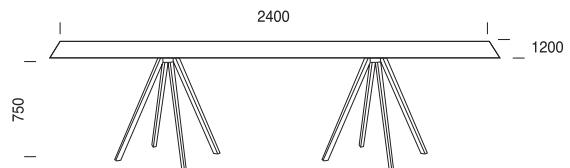
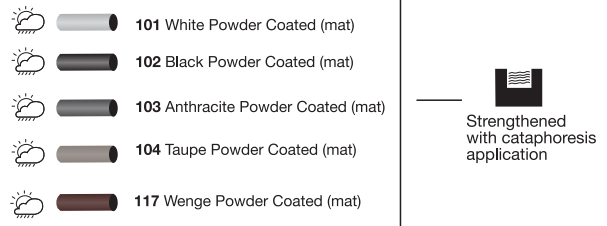



Table top options starting from 164.

# TOWER TABLE



		1050M / 1049M / 1057M 3120M / 5056M / 5657M	5101STN / 5098STN
TOWER TABLE 211	2140x990	✓	✓
TOWER TABLE 210	1790x890	✓	✓

## 12MM SOLID LAMINATE COMPACT TOP COLOURS



## BASE COLOURS

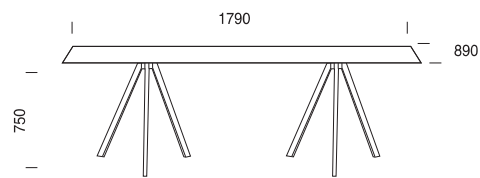
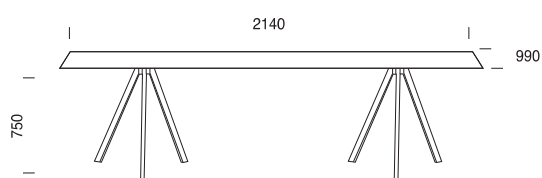
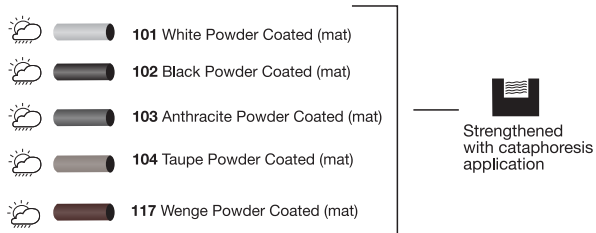



Table top options starting from 164.

# TOWER TABLE




	1050M / 1049M / 1057M / 3120M	18 MM MDF LAMINATED
TOWER TABLE 209	1390x790	✓
TOWER TABLE 209	1190x790	✓
TOWER TABLE 209	1190x690	✓

## 12MM SOLID LAMINATE COMPACT TOP COLOURS




1050M White  
1049M Black  
1057M Anthracite  
3120M Rustica

## 18mm MDF LAMINATED TOP COLOURS



White  
Anthracite

## BASE COLOURS



 Strengthened with cathoporesis application

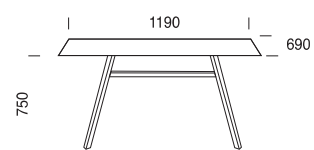
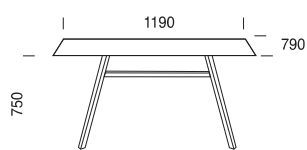
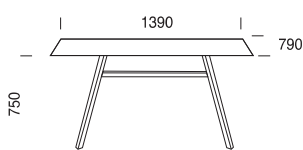



 Table top options starting from 164.

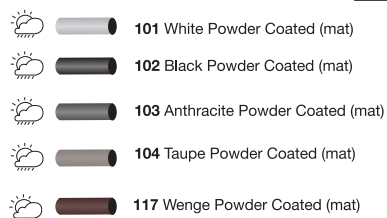
# TOWER SIDE TABLE



		1050M / 1049M 1057M / 3120M 5056M/ 5657M	5101STN 5098STN 1049WGR1		1050M / 1049M 1057M / 3120M 5056M/ 5657M	5101STN 5098STN 1049WGR1
205	ø590 H 400	✓	✓		—	—
206	ø590 H 500	✓	✓		—	—
207	ø590 H 400	✓	✓	590x590 H 400	✓	✓
207	ø690 H 400	✓	✓	690x690 H 400	✓	✓
208	ø590 H 500	✓	✓	590x590 H 500	✓	✓
208	ø690 H 500	✓	✓	690x690 H 500	✓	✓

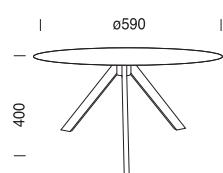


## BASE COLOURS

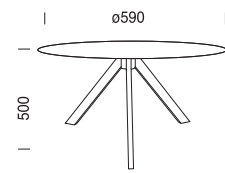


Strengthened with cataphoresis application

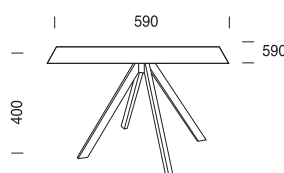
TOWER SIDE TABLE 205



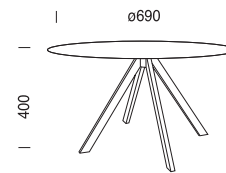
TOWER SIDE TABLE 206



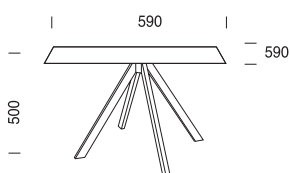
TOWER SIDE TABLE 207



TOWER SIDE TABLE 207



TOWER SIDE TABLE 208



TOWER SIDE TABLE 208

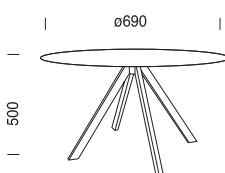


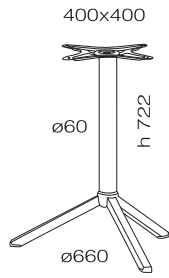
Table top options starting from 164.

## TABLE BASES

---

pg.127-pg.162

## Time 308 Table Base



- 101 White Powder Coated (mat)
- 102 Black Powder Coated (mat)
- 103 Anthracite Powder Coated (mat)
- 104 Taupe Powder Coated (mat)
- 117 Wenge Powder Coated (mat)

### APPLICABLE TABLE TOPS



Strengthened  
with cataphoresis  
application

(kg)  
5.05

1 m<sup>3</sup> 0.059

## Time 309 Bar Table Base



- 101 White Powder Coated (mat)
- 102 Black Powder Coated (mat)
- 103 Anthracite Powder Coated (mat)
- 104 Taupe Powder Coated (mat)
- 117 Wenge Powder Coated (mat)

### APPLICABLE TABLE TOPS

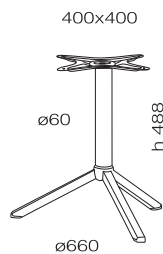


Strengthened  
with cataphoresis  
application

(kg)  
6.00

1 m<sup>3</sup> 0.08

## Time 310 Side Table Base



- 101 White Powder Coated (mat)
- 102 Black Powder Coated (mat)
- 103 Anthracite Powder Coated (mat)
- 104 Taupe Powder Coated (mat)
- 117 Wenge Powder Coated (mat)

### APPLICABLE TABLE TOPS



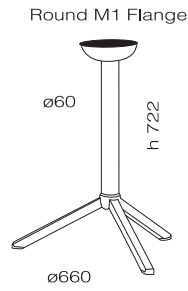
Strengthened  
with cataphoresis  
application

(kg)  
4.49

1 m<sup>3</sup> 0.059



### Time 311 Foldable Table Base



- 101 White Powder Coated (mat)
- 102 Black Powder Coated (mat)
- 103 Anthracite Powder Coated (mat)
- 104 Taupe Powder Coated (mat)
- 117 Wenge Powder Coated (mat)

\*On request the hanging kit could be added.

**APPLICABLE TABLE TOPS**



690 / 590

Strengthened with cathaphoresis application



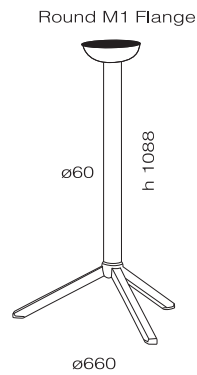
4.60

1

m<sup>3</sup> 0.059



### Time 312 Foldable BarTable Base



- 101 White Powder Coated (mat)
- 102 Black Powder Coated (mat)
- 103 Anthracite Powder Coated (mat)
- 104 Taupe Powder Coated (mat)
- 117 Wenge Powder Coated (mat)

\*On request the hanging kit could be added.

**APPLICABLE TABLE TOPS**



590

Strengthened with cathaphoresis application



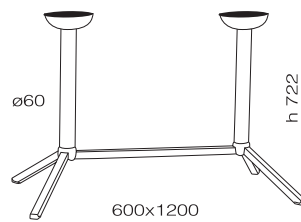
5.55

1

m<sup>3</sup> 0.08



### Time 314 Foldable Table Base



- 101 White Powder Coated (mat)
- 102 Black Powder Coated (mat)
- 103 Anthracite Powder Coated (mat)
- 104 Taupe Powder Coated (mat)
- 117 Wenge Powder Coated (mat)

\*On request the hanging kit could be added.

**APPLICABLE TABLE TOPS**



139x790 / 1190x790 / 1190x690

Strengthened with cathaphoresis application



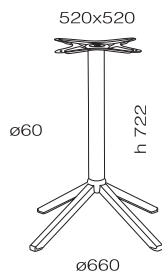
10.3

1

m<sup>3</sup> 0.17




### Time 301 Table Base



- 101 White Powder Coated (mat)**
- 102 Black Powder Coated (mat)**
- 103 Anthracite Powder Coated (mat)**
- 104 Taupe Powder Coated (mat)**
- 117 Wenge Powder Coated (mat)**

**APPLICABLE TABLE TOPS**

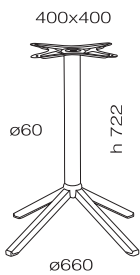


Strengthened with cataphoresis application

(kg) 5.53


1 m<sup>3</sup> 0.059

### Time 302 Table Base



- 101 White Powder Coated (mat)**
- 102 Black Powder Coated (mat)**
- 103 Anthracite Powder Coated (mat)**
- 104 Taupe Powder Coated (mat)**
- 117 Wenge Powder Coated (mat)**

**APPLICABLE TABLE TOPS**

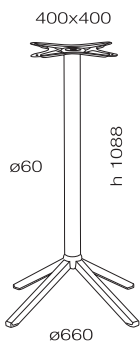


Strengthened with cataphoresis application

(kg) 5.08


1 m<sup>3</sup> 0.059

### Time 303 Bar Table Base



- 101 White Powder Coated (mat)**
- 102 Black Powder Coated (mat)**
- 103 Anthracite Powder Coated (mat)**
- 104 Taupe Powder Coated (mat)**
- 117 Wenge Powder Coated (mat)**

**APPLICABLE TABLE TOPS**

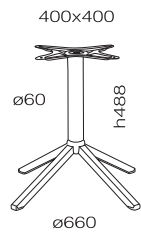


Strengthened with cataphoresis application

(kg) 6.03

1 m<sup>3</sup> 0.09

## Time 304 Side Table Base



- 101 White Powder Coated (mat)**
- 102 Black Powder Coated (mat)**
- 103 Anthracite Powder Coated (mat)**
- 104 Taupe Powder Coated (mat)**
- 117 Wenge Powder Coated (mat)**

### APPLICABLE TABLE TOPS



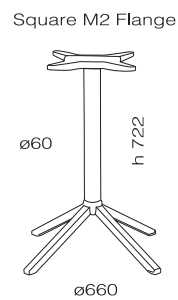
Strengthened with cataphoresis application



(kg)  
4.52

1 m<sup>3</sup> 0.059

## Time 305 Foldable Table Base



- 101 White Powder Coated (mat)**
- 102 Black Powder Coated (mat)**
- 103 Anthracite Powder Coated (mat)**
- 104 Taupe Powder Coated (mat)**
- 117 Wenge Powder Coated (mat)**

\*On request the hanging kit could be added.

### APPLICABLE TABLE TOPS



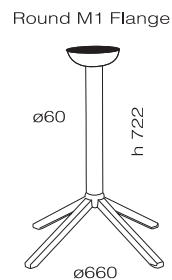
Strengthened with cataphoresis application



(kg)  
5.08

1 m<sup>3</sup> 0.059

## Time 306 Foldable Table Base



- 101 White Powder Coated (mat)**
- 102 Black Powder Coated (mat)**
- 103 Anthracite Powder Coated (mat)**
- 104 Taupe Powder Coated (mat)**
- 117 Wenge Powder Coated (mat)**

\*On request the hanging kit could be added.

### APPLICABLE TABLE TOPS



Strengthened with cataphoresis application



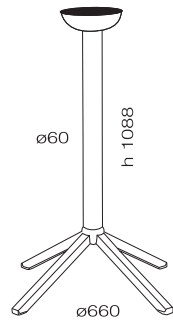
(kg)  
4.78










1 m<sup>3</sup> 0.059

## Time 307 Foldable Bar Table Base




Round M1 Flange



-   **101** White Powder Coated (mat)
-   **102** Black Powder Coated (mat)
-   **103** Anthracite Powder Coated (mat)
-   **104** Taupe Powder Coated (mat)
-   **117** Wenge Powder Coated (mat)

\*On request the hanging kit could be added.

### APPLICABLE TABLE TOPS



590x590 690 / 590

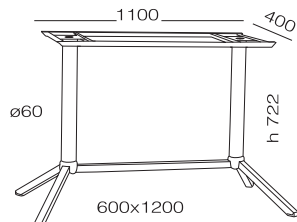
Strengthened  
with cataphoresis  
application













(kg)  
5.58

1 m<sup>3</sup> 0.1

## Time 313 Table Base



-   **101** White Powder Coated (mat)
-   **102** Black Powder Coated (mat)
-   **103** Anthracite Powder Coated (mat)
-   **104** Taupe Powder Coated (mat)
-   **117** Wenge Powder Coated (mat)

### APPLICABLE TABLE TOPS




1390x790 / 1190x790 / 1190x690

Strengthened  
with cataphoresis  
application



(kg)  
10.5

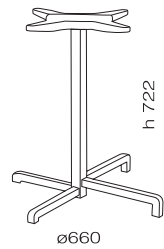
1 m<sup>3</sup> 0.17

 Table top options starting from 164.

### Step 321 Foldable Table Base



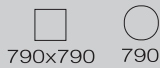
Square M2 Flange



- 101 White Powder Coated (mat)
- 102 Black Powder Coated (mat)
- 103 Anthracite Powder Coated (mat)
- 104 Taupe Powder Coated (mat)
- 117 Wenge Powder Coated (mat)

\*On request the hanging kit could be added.

APPLICABLE TABLE TOPS

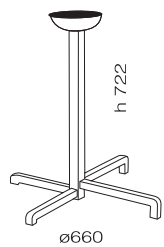


Strengthened with cataphoresis application

### Step 322 Foldable Table Base




Round M1 Flange



- 101 White Powder Coated (mat)
- 102 Black Powder Coated (mat)
- 103 Anthracite Powder Coated (mat)
- 104 Taupe Powder Coated (mat)
- 117 Wenge Powder Coated (mat)

\*On request the hanging kit could be added.

APPLICABLE TABLE TOPS

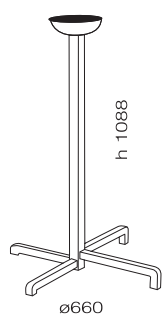


Strengthened with cataphoresis application

### Step 323 Foldable Bar Table Base




Round M1 Flange



- 101 White Powder Coated (mat)
- 102 Black Powder Coated (mat)
- 103 Anthracite Powder Coated (mat)
- 104 Taupe Powder Coated (mat)
- 117 Wenge Powder Coated (mat)

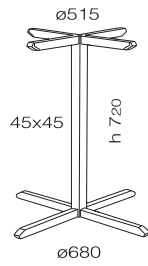
\*On request the hanging kit could be added.

APPLICABLE TABLE TOPS



Strengthened with cataphoresis application

## Slim-X 350 Table Base



- 101 White Powder Coated (mat)
- 102 Black Powder Coated (mat)
- 103 Anthracite Powder Coated (mat)
- 104 Taupe Powder Coated (mat)
- 111 Brick Red Powder Coated (mat)
- 112 Green Powder Coated (mat)
- 110 Yellow Powder Coated (mat)
- 115 Grey Powder Coated (mat)
- 117 Wenge Powder Coated (mat)

### APPLICABLE TABLE TOPS



790x790 790

Strengthened  
with cathaphoresis  
application



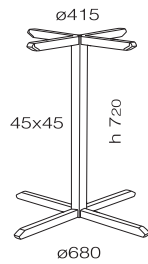
Polyurethane  
adjustable foot  
with stainless  
steel screw



(kg)  
6.15

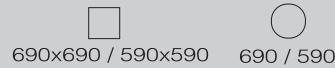
1 m<sup>3</sup> 0.44

## Slim-X 351 Table Base



- 101 White Powder Coated (mat)
- 102 Black Powder Coated (mat)
- 103 Anthracite Powder Coated (mat)
- 104 Taupe Powder Coated (mat)
- 111 Brick Red Powder Coated (mat)
- 112 Green Powder Coated (mat)
- 110 Yellow Powder Coated (mat)
- 115 Grey Powder Coated (mat)
- 117 Wenge Powder Coated (mat)

### APPLICABLE TABLE TOPS



690x690 / 590x590 690 / 590

Strengthened  
with cathaphoresis  
application



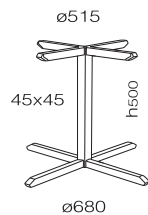
Polyurethane  
adjustable foot  
with stainless  
steel screw



(kg)  
5.20


1 m<sup>3</sup> 0.44

## Slim-X 352 Side Table Base



- 101 White Powder Coated (mat)
- 102 Black Powder Coated (mat)
- 103 Anthracite Powder Coated (mat)
- 104 Taupe Powder Coated (mat)
- 111 Brick Red Powder Coated (mat)
- 112 Green Powder Coated (mat)
- 110 Yellow Powder Coated (mat)
- 115 Grey Powder Coated (mat)
- 117 Wenge Powder Coated (mat)

### APPLICABLE TABLE TOPS



690x690 / 590x590 690 / 590

Strengthened  
with cathaphoresis  
application



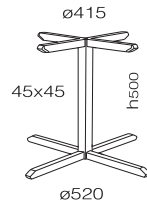
Polyurethane  
adjustable foot  
with stainless  
steel screw





















(kg)  
5.00

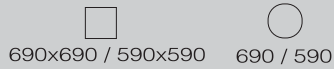
1 m<sup>3</sup> 0.44

## Slim-X 353 Side Table Base




-   **101 White Powder Coated (mat)**
-   **102 Black Powder Coated (mat)**
-   **103 Anthracite Powder Coated (mat)**
-   **104 Taupe Powder Coated (mat)**
-   **111 Brick Red Powder Coated (mat)**
-   **112 Green Powder Coated (mat)**
-   **110 Yellow Powder Coated (mat)**
-   **115 Grey Powder Coated (mat)**
-   **117 Wenge Powder Coated (mat)**


### APPLICABLE TABLE TOPS




Polyurethane adjustable foot with stainless steel screw

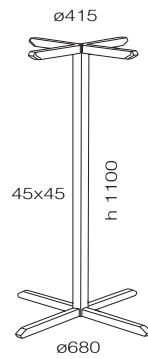
Strengthened with cathoporesis application





















 (kg) 4.15


 1 m<sup>3</sup> 0.46

## Slim-X 354 Bar Table Base




-   **101 White Powder Coated (mat)**
-   **102 Black Powder Coated (mat)**
-   **103 Anthracite Powder Coated (mat)**
-   **104 Taupe Powder Coated (mat)**
-   **111 Brick Red Powder Coated (mat)**
-   **112 Green Powder Coated (mat)**
-   **110 Yellow Powder Coated (mat)**
-   **115 Grey Powder Coated (mat)**
-   **117 Wenge Powder Coated (mat)**


### APPLICABLE TABLE TOPS





Polyurethane adjustable foot with stainless steel screw

Strengthened with cathoporesis application

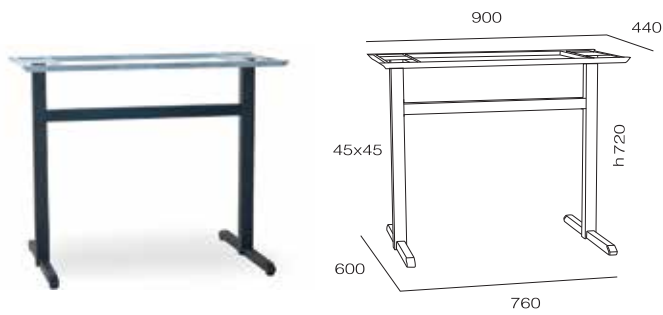


 (kg) 6.30

 1 m<sup>3</sup> 0.46

 Table top options starting from 164.

**Slim-X 355**  
Table Base 760x600



- 101 White Powder Coated (mat)
- 102 Black Powder Coated (mat)
- 103 Anthracite Powder Coated (mat)
- 104 Taupe Powder Coated (mat)
- 111 Brick Red Powder Coated (mat)
- 112 Green Powder Coated (mat)
- 110 Yellow Powder Coated (mat)
- 115 Grey Powder Coated (mat)
- 117 Wenge Powder Coated (mat)

**APPLICABLE TABLE TOPS**



1390x790 / 1190x790 / 1190x690

Strengthened with cathoporesis application



Polyurethane adjustable foot with stainless steel screw



**Slim-X 356**  
Twin Table Base 760x600



- 101 White Powder Coated (mat)
- 102 Black Powder Coated (mat)
- 103 Anthracite Powder Coated (mat)
- 104 Taupe Powder Coated (mat)
- 111 Brick Red Powder Coated (mat)
- 112 Green Powder Coated (mat)
- 110 Yellow Powder Coated (mat)
- 115 Grey Powder Coated (mat)
- 117 Wenge Powder Coated (mat)

**APPLICABLE TABLE TOPS**



690x590

Strengthened with cathoporesis application



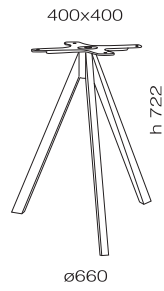
Polyurethane adjustable foot with stainless steel screw



Table top options starting from 164.



## Tower 201 Table Base



- 101 White Powder Coated (mat)**
- 102 Black Powder Coated (mat)**
- 103 Anthracite Powder Coated (mat)**
- 104 Taupe Powder Coated (mat)**
- 117 Wenge Powder Coated (mat)**

### APPLICABLE TABLE TOPS



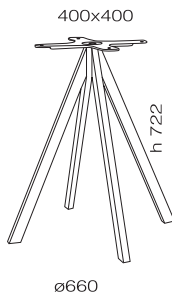
Strengthened  
with cataphoresis  
application



(kg)  
5.00

1 m<sup>3</sup> 0.22

## Tower 202 Table Base



- 101 White Powder Coated (mat)**
- 102 Black Powder Coated (mat)**
- 103 Anthracite Powder Coated (mat)**
- 104 Taupe Powder Coated (mat)**
- 117 Wenge Powder Coated (mat)**

### APPLICABLE TABLE TOPS



690x690 / 590x590



690 / 590

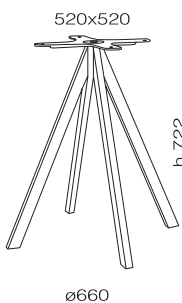
Strengthened  
with cataphoresis  
application



(kg)  
6.30

1 m<sup>3</sup> 0.19

## Tower 203 Table Base



- 101 White Powder Coated (mat)**
- 102 Black Powder Coated (mat)**
- 103 Anthracite Powder Coated (mat)**
- 104 Taupe Powder Coated (mat)**
- 117 Wenge Powder Coated (mat)**

### APPLICABLE TABLE TOPS



890x890 / 790x790



890 / 790

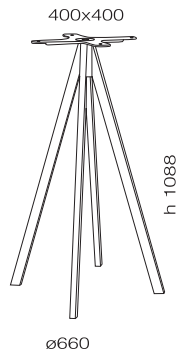
Strengthened  
with cataphoresis  
application




(kg)  
6.80



1 m<sup>3</sup> 0.19

# Tower 204 Bar Table Base



-   **101 White Powder Coated (mat)**
-   **102 Black Powder Coated (mat)**
-   **103 Anthracite Powder Coated (mat)**
-   **104 Taupe Powder Coated (mat)**
-   **117 Wenge Powder Coated (mat)**


## APPLICABLE TABLE TOPS

-  690x690 / 590x590
-  690 / 590

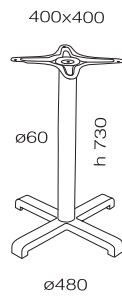
Strengthened  
with cataphoresis  
application

(kg)  
7.70

1 m<sup>3</sup> 0.28

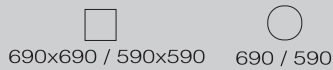
 Table top options starting from 164.

## Plus Table Base 480x480



- 101 White Powder Coated (mat)
- 102 Black Powder Coated (mat)
- 103 Anthracite Powder Coated (mat)
- 104 Taupe Powder Coated (mat)
- 111 Brick Red Powder Coated (mat)
- 112 Green Powder Coated (mat)
- 110 Yellow Powder Coated (mat)
- 115 Grey Powder Coated (mat)
- 117 Wenge Powder Coated (mat)

### APPLICABLE TABLE TOPS



Strengthened with cataphoresis application

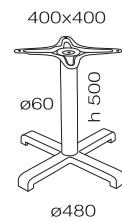


adjustable foot

5.50

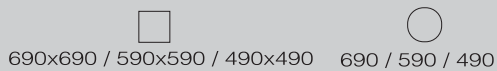
1 m<sup>3</sup> 0.03

## Plus Side Table Base 480x480



- 101 White Powder Coated (mat)
- 102 Black Powder Coated (mat)
- 103 Anthracite Powder Coated (mat)
- 104 Taupe Powder Coated (mat)
- 111 Brick Red Powder Coated (mat)
- 112 Green Powder Coated (mat)
- 110 Yellow Powder Coated (mat)
- 115 Grey Powder Coated (mat)
- 117 Wenge Powder Coated (mat)

### APPLICABLE TABLE TOPS



Strengthened with cataphoresis application

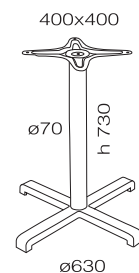


adjustable foot

5.00

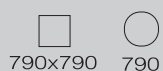
1 m<sup>3</sup> 0.03

## Plus Table Base 630x630



- 101 White Powder Coated (mat)
- 102 Black Powder Coated (mat)
- 103 Anthracite Powder Coated (mat)
- 104 Taupe Powder Coated (mat)
- 111 Brick Red Powder Coated (mat)
- 112 Green Powder Coated (mat)
- 110 Yellow Powder Coated (mat)
- 115 Grey Powder Coated (mat)
- 117 Wenge Powder Coated (mat)

### APPLICABLE TABLE TOPS



Strengthened with cataphoresis application

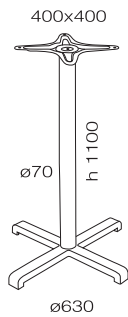


adjustable foot

6.40

1 m<sup>3</sup> 0.03

## Plus Bar Table Base 630x630



- 101 White Powder Coated (mat)**
- 102 Black Powder Coated (mat)**
- 103 Anthracite Powder Coated (mat)**
- 104 Taupe Powder Coated (mat)**
- 111 Brick Red Powder Coated (mat)**
- 112 Green Powder Coated (mat)**
- 110 Yellow Powder Coated (mat)**
- 115 Grey Powder Coated (mat)**
- 117 Wenge Powder Coated (mat)**

### APPLICABLE TABLE TOPS

690x690 / 590x590    690 / 590

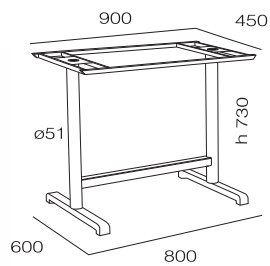
Strengthened with cathaphoresis application

adjustable foot

(kg) 7.00

1 m<sup>3</sup> 0.06

## Plus Table Base 800x600



- 101 White Powder Coated (mat)**
- 102 Black Powder Coated (mat)**
- 103 Anthracite Powder Coated (mat)**
- 104 Taupe Powder Coated (mat)**
- 111 Brick Red Powder Coated (mat)**
- 112 Green Powder Coated (mat)**
- 110 Yellow Powder Coated (mat)**
- 115 Grey Powder Coated (mat)**
- 117 Wenge Powder Coated (mat)**

### APPLICABLE TABLE TOPS

1390x790 / 1190x790

Strengthened with cathaphoresis application

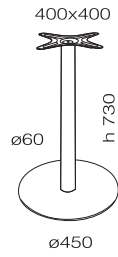
adjustable foot

(kg) 11.00

1 m<sup>3</sup> 0.035

Table top options starting from 164.

## Lotus Round Table Base ø450



- 101 White Powder Coated (mat)
- 102 Black Powder Coated (mat)
- 103 Anthracite Powder Coated (mat)
- 104 Taupe Powder Coated (mat)
- 111 Brick Red Powder Coated (mat)
- 112 Green Powder Coated (mat)
- 110 Yellow Powder Coated (mat)
- 115 Grey Powder Coated (mat)
- 117 Wenge Powder Coated (mat)

### APPLICABLE TABLE TOPS

790x790 / 690x690 / 590x590    
 890 / 790 / 690 / 590

Strengthened with cathoresis application



adjustable foot



(kg) 13.00

1 m<sup>3</sup> 0.036



## Lotus Round Bar Table Base ø450



- 101 White Powder Coated (mat)
- 102 Black Powder Coated (mat)
- 103 Anthracite Powder Coated (mat)
- 104 Taupe Powder Coated (mat)
- 111 Brick Red Powder Coated (mat)
- 112 Green Powder Coated (mat)
- 110 Yellow Powder Coated (mat)
- 115 Grey Powder Coated (mat)
- 117 Wenge Powder Coated (mat)

### APPLICABLE TABLE TOPS

690x690 / 590x590    
 690 / 590

Strengthened with cathoresis application



adjustable foot

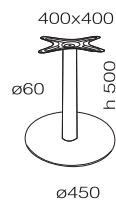


(kg) 14.00

1 m<sup>3</sup> 0.025



## Lotus Round Side Table Base ø450



- 101 White Powder Coated (mat)
- 102 Black Powder Coated (mat)
- 103 Anthracite Powder Coated (mat)
- 104 Taupe Powder Coated (mat)
- 111 Brick Red Powder Coated (mat)
- 112 Green Powder Coated (mat)
- 110 Yellow Powder Coated (mat)
- 115 Grey Powder Coated (mat)
- 117 Wenge Powder Coated (mat)

### APPLICABLE TABLE TOPS

790x790 / 690x690 / 590x590 / 490x490    
 890 / 790 / 690 / 590 / 490

Strengthened with cathoresis application



adjustable foot

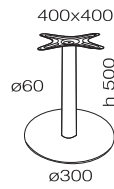


(kg) 12.00

1 m<sup>3</sup> 0.025



## Lotus Round Side Table Base ø300



- 101** White Powder Coated (mat)
- 102** Black Powder Coated (mat)
- 103** Anthracite Powder Coated (mat)
- 104** Taupe Powder Coated (mat)
- 111** Brick Red Powder Coated (mat)
- 112** Green Powder Coated (mat)
- 110** Yellow Powder Coated (mat)
- 115** Grey Powder Coated (mat)
- 117** Wenge Powder Coated (mat)

### APPLICABLE TABLE TOPS

690x690 / 590x590 / 490x490    690 / 590 / 490

Strengthened  
with cathaphoresis  
application



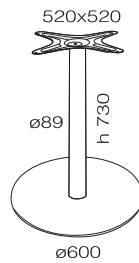
adjustable foot



(kg)  
7.00

1 m<sup>3</sup> 0.012

## Lotus Round Table Base ø600



- 101** White Powder Coated (mat)
- 102** Black Powder Coated (mat)
- 103** Anthracite Powder Coated (mat)
- 104** Taupe Powder Coated (mat)
- 111** Brick Red Powder Coated (mat)
- 112** Green Powder Coated (mat)
- 110** Yellow Powder Coated (mat)
- 115** Grey Powder Coated (mat)
- 117** Wenge Powder Coated (mat)

### APPLICABLE TABLE TOPS

890x890 / 790x790    1190 / 990 / 890 / 790

Strengthened  
with cathaphoresis  
application



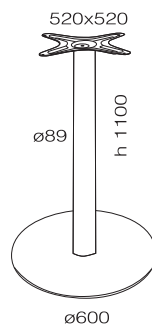
adjustable foot



(kg)  
28.00

1 m<sup>3</sup> 0.047

## Lotus Round Bar Table Base ø600



- 101** White Powder Coated (mat)
- 102** Black Powder Coated (mat)
- 103** Anthracite Powder Coated (mat)
- 104** Taupe Powder Coated (mat)
- 111** Brick Red Powder Coated (mat)
- 112** Green Powder Coated (mat)
- 110** Yellow Powder Coated (mat)
- 115** Grey Powder Coated (mat)
- 117** Wenge Powder Coated (mat)

### APPLICABLE TABLE TOPS

690x690    790

Strengthened  
with cathaphoresis  
application



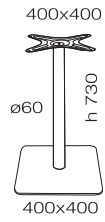
adjustable foot



(kg)


1 m<sup>3</sup> 0.047

## Lotus Square Table Base 400x400



- 101 White Powder Coated (mat)
- 102 Black Powder Coated (mat)
- 103 Anthracite Powder Coated (mat)
- 104 Taupe Powder Coated (mat)
- 111 Brick Red Powder Coated (mat)
- 112 Green Powder Coated (mat)
- 110 Yellow Powder Coated (mat)
- 115 Grey Powder Coated (mat)
- 117 Wenge Powder Coated (mat)

### APPLICABLE TABLE TOPS



Strengthened with cathaphoresis application

adjustable foot

13.50

1 m<sup>3</sup> 0.033

## Lotus Square Bar Table Base 400x400



- 101 White Powder Coated (mat)
- 102 Black Powder Coated (mat)
- 103 Anthracite Powder Coated (mat)
- 104 Taupe Powder Coated (mat)
- 111 Brick Red Powder Coated (mat)
- 112 Green Powder Coated (mat)
- 110 Yellow Powder Coated (mat)
- 115 Grey Powder Coated (mat)
- 117 Wenge Powder Coated (mat)

### APPLICABLE TABLE TOPS



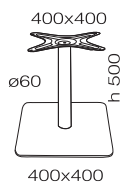
Strengthened with cathaphoresis application

adjustable foot

14.50

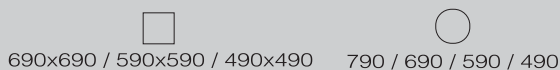
1 m<sup>3</sup> 0.049

## Lotus Square Side Table Base 400x400



- 101 White Powder Coated (mat)
- 102 Black Powder Coated (mat)
- 103 Anthracite Powder Coated (mat)
- 104 Taupe Powder Coated (mat)
- 111 Brick Red Powder Coated (mat)
- 112 Green Powder Coated (mat)
- 110 Yellow Powder Coated (mat)
- 115 Grey Powder Coated (mat)
- 117 Wenge Powder Coated (mat)

### APPLICABLE TABLE TOPS



Strengthened with cathaphoresis application

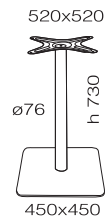
adjustable foot

12.50

1 m<sup>3</sup> 0.022

Table top options starting from 164.

## Lotus Square Table Base 450x450



- 101 White Powder Coated (mat)
- 102 Black Powder Coated (mat)
- 103 Anthracite Powder Coated (mat)
- 104 Taupe Powder Coated (mat)
- 111 Brick Red Powder Coated (mat)
- 112 Green Powder Coated (mat)
- 110 Yellow Powder Coated (mat)
- 115 Grey Powder Coated (mat)
- 117 Wenge Powder Coated (mat)

### APPLICABLE TABLE TOPS

790x790 / 690x690 / 590x590

890 / 790 / 690 / 590

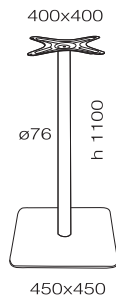
Strengthened with cathaphoresis application

adjustable foot

(kg) 17.00

1 m³ 0.036

## Lotus Square Bar Table Base 450x450



- 101 White Powder Coated (mat)
- 102 Black Powder Coated (mat)
- 103 Anthracite Powder Coated (mat)
- 104 Taupe Powder Coated (mat)
- 111 Brick Red Powder Coated (mat)
- 112 Green Powder Coated (mat)
- 110 Yellow Powder Coated (mat)
- 115 Grey Powder Coated (mat)
- 117 Wenge Powder Coated (mat)

### APPLICABLE TABLE TOPS

690x690 / 590x590

690 / 590

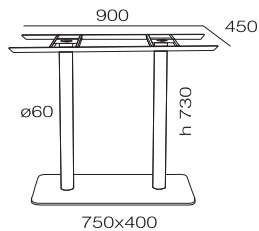
Strengthened with cathaphoresis application

adjustable foot

(kg) 17.50

1 m³ 0.055

## Lotus Square Table Base 750x400



- 101 White Powder Coated (mat)
- 102 Black Powder Coated (mat)
- 103 Anthracite Powder Coated (mat)
- 104 Taupe Powder Coated (mat)
- 111 Brick Red Powder Coated (mat)
- 112 Green Powder Coated (mat)
- 110 Yellow Powder Coated (mat)
- 115 Grey Powder Coated (mat)
- 117 Wenge Powder Coated (mat)

### APPLICABLE TABLE TOPS

1390x790 / 1190x790 / 1190 x 690

Strengthened with cathaphoresis application

adjustable foot

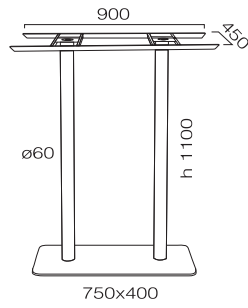
(kg) 26.50



















1 m³ 0.036

Table top options starting from 164.

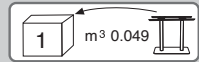



# Lotus Square Bar Table Base 750x400



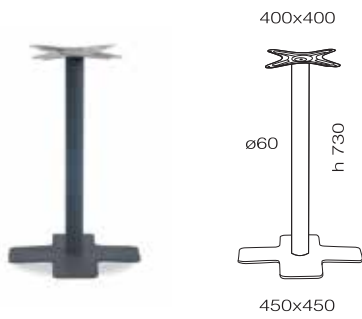
-   **101 White Powder Coated (mat)**
-   **102 Black Powder Coated (mat)**
-   **103 Anthracite Powder Coated (mat)**
-   **104 Taupe Powder Coated (mat)**
-   **111 Brick Red Powder Coated (mat)**
-   **112 Green Powder Coated (mat)**
-   **110 Yellow Powder Coated (mat)**
-   **115 Grey Powder Coated (mat)**
-   **117 Wenge Powder Coated (mat)**

## APPLICABLE TABLE TOPS



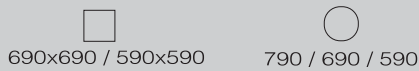
 Table top options starting from 164.

## Oxo Table Base 450x450



- 101 White Powder Coated (mat)
- 102 Black Powder Coated (mat)
- 103 Anthracite Powder Coated (mat)
- 104 Taupe Powder Coated (mat)
- 111 Brick Red Powder Coated (mat)
- 112 Green Powder Coated (mat)
- 110 Yellow Powder Coated (mat)
- 115 Grey Powder Coated (mat)
- 117 Wenge Powder Coated (mat)

### APPLICABLE TABLE TOPS



Strengthened  
with cataphoresis  
application



adjustable foot



(kg)  
10.50

1 m<sup>3</sup> 0.056

## Oxo Bar Table Base 450x450



- 101 White Powder Coated (mat)
- 102 Black Powder Coated (mat)
- 103 Anthracite Powder Coated (mat)
- 104 Taupe Powder Coated (mat)
- 111 Brick Red Powder Coated (mat)
- 112 Green Powder Coated (mat)
- 110 Yellow Powder Coated (mat)
- 115 Grey Powder Coated (mat)
- 117 Wenge Powder Coated (mat)

### APPLICABLE TABLE TOPS



Strengthened  
with cataphoresis  
application



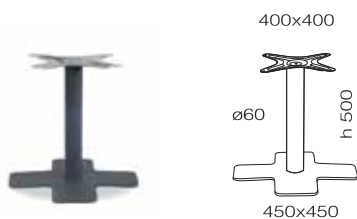
adjustable foot



(kg)  
11.50

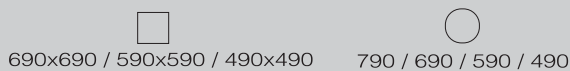
1 m<sup>3</sup> 0.05

## Oxo SideTable Base 450x450



- 101 White Powder Coated (mat)
- 102 Black Powder Coated (mat)
- 103 Anthracite Powder Coated (mat)
- 104 Taupe Powder Coated (mat)
- 111 Brick Red Powder Coated (mat)
- 112 Green Powder Coated (mat)
- 110 Yellow Powder Coated (mat)
- 115 Grey Powder Coated (mat)
- 117 Wenge Powder Coated (mat)

### APPLICABLE TABLE TOPS



Strengthened  
with cataphoresis  
application



adjustable foot



(kg)  
9.50

1 m<sup>3</sup> 0.037

## Oxo Table Base 600x600



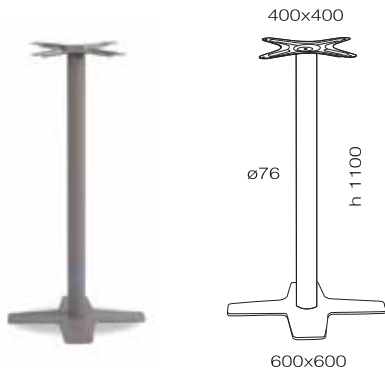
- 101** White Powder Coated (mat)
- 102** Black Powder Coated (mat)
- 103** Anthracite Powder Coated (mat)
- 104** Taupe Powder Coated (mat)
- 111** Brick Red Powder Coated (mat)
- 112** Green Powder Coated (mat)
- 110** Yellow Powder Coated (mat)
- 115** Grey Powder Coated (mat)
- 117** Wenge Powder Coated (mat)

### APPLICABLE TABLE TOPS

890x890 / 790x790 / 690x690    
 890 / 790 / 690 / 590



## Oxo Bar Table Base 600x600



- 101** White Powder Coated (mat)
- 102** Black Powder Coated (mat)
- 103** Anthracite Powder Coated (mat)
- 104** Taupe Powder Coated (mat)
- 111** Brick Red Powder Coated (mat)
- 112** Green Powder Coated (mat)
- 110** Yellow Powder Coated (mat)
- 115** Grey Powder Coated (mat)
- 117** Wenge Powder Coated (mat)

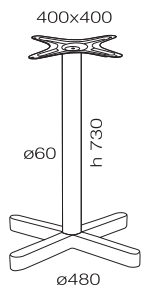
### APPLICABLE TABLE TOPS

690x690    
 690



Table top options starting from 164.

## Kross Table Base 480x480



- 101 White Powder Coated (mat)**
- 102 Black Powder Coated (mat)**
- 103 Anthracite Powder Coated (mat)**
- 104 Taupe Powder Coated (mat)**
- 111 Brick Red Powder Coated (mat)**
- 112 Green Powder Coated (mat)**
- 110 Yellow Powder Coated (mat)**
- 115 Grey Powder Coated (mat)**
- 117 Wenge Powder Coated (mat)**

### APPLICABLE TABLE TOPS

890x890 / 790x790 / 690x690

890 / 790 / 690 / 590

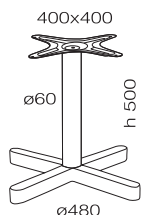
Strengthened with cataphoresis application

adjustable foot

6.00

1 m<sup>3</sup> 0.038

## Kross Side Table Base 480x480



- 101 White Powder Coated (mat)**
- 102 Black Powder Coated (mat)**
- 103 Anthracite Powder Coated (mat)**
- 104 Taupe Powder Coated (mat)**
- 111 Brick Red Powder Coated (mat)**
- 112 Green Powder Coated (mat)**
- 110 Yellow Powder Coated (mat)**
- 115 Grey Powder Coated (mat)**
- 117 Wenge Powder Coated (mat)**

### APPLICABLE TABLE TOPS

690x690 / 590x590 / 490x490

690 / 590 / 490

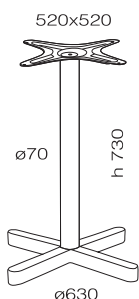
Strengthened with cataphoresis application

adjustable foot

5.00

1 m<sup>3</sup> 0.03

## Kross Table Base 630x630



- 101 White Powder Coated (mat)**
- 102 Black Powder Coated (mat)**
- 103 Anthracite Powder Coated (mat)**
- 104 Taupe Powder Coated (mat)**
- 111 Brick Red Powder Coated (mat)**
- 112 Green Powder Coated (mat)**
- 110 Yellow Powder Coated (mat)**
- 115 Grey Powder Coated (mat)**
- 117 Wenge Powder Coated (mat)**

### APPLICABLE TABLE TOPS

790x790 / 690x690 / 590x590

790 / 690 / 590

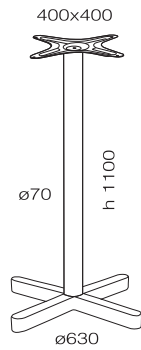
Strengthened with cataphoresis application

adjustable foot

6.50

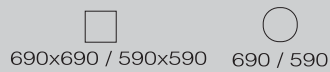
1 m<sup>3</sup> 0.038

## Kross Bar Table Base 630x630



- 101** White Powder Coated (mat)
- 102** Black Powder Coated (mat)
- 103** Anthracite Powder Coated (mat)
- 104** Taupe Powder Coated (mat)
- 111** Brick Red Powder Coated (mat)
- 112** Green Powder Coated (mat)
- 110** Yellow Powder Coated (mat)
- 115** Grey Powder Coated (mat)
- 117** Wenge Powder Coated (mat)

### APPLICABLE TABLE TOPS



Strengthened with cathaphoresis application

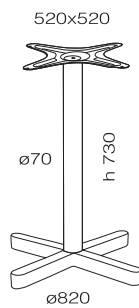


adjustable foot

7.50


1 m<sup>3</sup> 0.06

## Kross Table Base 820x820



- 101** White Powder Coated (mat)
- 102** Black Powder Coated (mat)
- 103** Anthracite Powder Coated (mat)
- 104** Taupe Powder Coated (mat)
- 111** Brick Red Powder Coated (mat)
- 112** Green Powder Coated (mat)
- 110** Yellow Powder Coated (mat)
- 115** Grey Powder Coated (mat)
- 117** Wenge Powder Coated (mat)

### APPLICABLE TABLE TOPS



Strengthened with cathaphoresis application

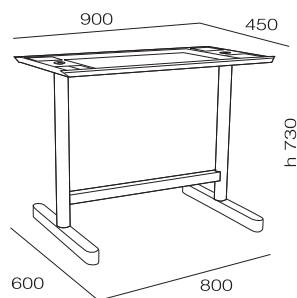


adjustable foot

11.00

1 m<sup>3</sup> 0.063

## Kross Table Base 800x600



- 101** White Powder Coated (mat)
- 102** Black Powder Coated (mat)
- 103** Anthracite Powder Coated (mat)
- 104** Taupe Powder Coated (mat)
- 111** Brick Red Powder Coated (mat)
- 112** Green Powder Coated (mat)
- 110** Yellow Powder Coated (mat)
- 115** Grey Powder Coated (mat)
- 117** Wenge Powder Coated (mat)

### APPLICABLE TABLE TOPS



Strengthened with cathaphoresis application

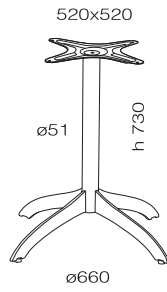


adjustable foot

11.00

1 m<sup>3</sup> 0.063

## Arya 330 Table Base



- 101 White Powder Coated (mat)
- 102 Black Powder Coated (mat)
- 103 Anthracite Powder Coated (mat)
- 104 Taupe Powder Coated (mat)
- 117 Wenge Powder Coated (mat)

### APPLICABLE TABLE TOPS



790x790    790

Strengthened  
with cataphoresis  
application



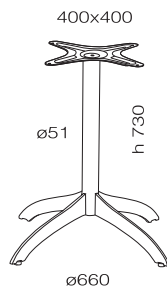
adjustable foot



(kg)  
7.00



## Arya 331 Table Base



- 101 White Powder Coated (mat)
- 102 Black Powder Coated (mat)
- 103 Anthracite Powder Coated (mat)
- 104 Taupe Powder Coated (mat)
- 117 Wenge Powder Coated (mat)

### APPLICABLE TABLE TOPS



690x690 / 590x590    690 / 590

Strengthened  
with cataphoresis  
application



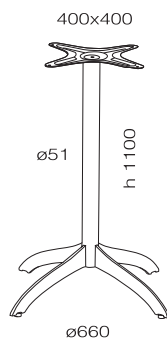
adjustable foot



(kg)  
6.50




## Arya 332 Bar Table Base



- 101 White Powder Coated (mat)
- 102 Black Powder Coated (mat)
- 103 Anthracite Powder Coated (mat)
- 104 Taupe Powder Coated (mat)
- 117 Wenge Powder Coated (mat)

### APPLICABLE TABLE TOPS



690x690 / 590x590    690 / 590

Strengthened  
with cataphoresis  
application



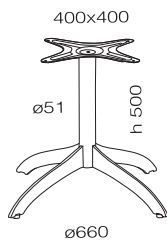
adjustable foot



(kg)  
7.50



# Arya 333 Side Table Base



- 101** White Powder Coated (mat)
- 102** Black Powder Coated (mat)
- 103** Anthracite Powder Coated (mat)
- 104** Taupe Powder Coated (mat)
- 117** Wenge Powder Coated (mat)

## APPLICABLE TABLE TOPS

- 690x690 / 590x590
- 690 / 590

Strengthened with cathaphoresis application

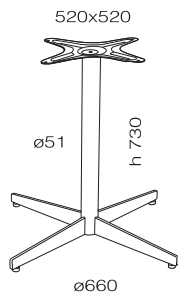
adjustable foot

(kg)  
5.00

1

Table top options starting from 164.

### Gala 341 Table Base



- 101 White Powder Coated (mat)
- 102 Black Powder Coated (mat)
- 103 Anthracite Powder Coated (mat)
- 104 Taupe Powder Coated (mat)
- 117 Wenge Powder Coated (mat)

**APPLICABLE TABLE TOPS**



790x790 790


Strengthened with cataphoresis application



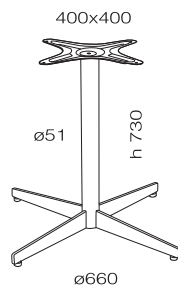
adjustable foot



(kg)  
7.20




### Gala 342 Table Base



- 101 White Powder Coated (mat)
- 102 Black Powder Coated (mat)
- 103 Anthracite Powder Coated (mat)
- 104 Taupe Powder Coated (mat)
- 117 Wenge Powder Coated (mat)

**APPLICABLE TABLE TOPS**



690x690 / 590x590 690 / 590


Strengthened with cataphoresis application



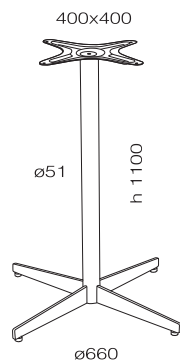
adjustable foot



(kg)  
7.00



### Gala 343 Bar Table Base



- 101 White Powder Coated (mat)
- 102 Black Powder Coated (mat)
- 103 Anthracite Powder Coated (mat)
- 104 Taupe Powder Coated (mat)
- 117 Wenge Powder Coated (mat)

**APPLICABLE TABLE TOPS**



690x690 / 590x590 690 / 590

Strengthened with cataphoresis application



adjustable foot

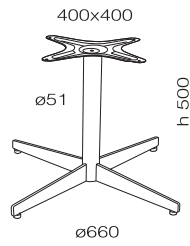


(kg)  
7.70





## Gala 344 Side Table Base



- 101 White Powder Coated (mat)
- 102 Black Powder Coated (mat)
- 103 Anthracite Powder Coated (mat)
- 104 Taupe Powder Coated (mat)
- 117 Wenge Powder Coated (mat)

### APPLICABLE TABLE TOPS

690x690 / 590x590    690 / 590

Strengthened  
with cataphoresis  
application



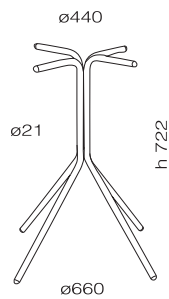
adjustable foot



(kg)  
5.90



## Quick Table Base



- 101 White Powder Coated (mat)
- 102 Black Powder Coated (mat)
- 103 Anthracite Powder Coated (mat)
- 104 Taupe Powder Coated (mat)
- 111 Brick Red Powder Coated (mat)
- 112 Green Powder Coated (mat)
- 110 Yellow Powder Coated (mat)
- 115 Grey Powder Coated (mat)
- 117 Wenge Powder Coated (mat)

### APPLICABLE TABLE TOPS

690x690 / 590x590    690 / 590

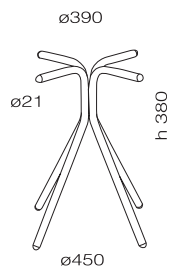
Strengthened  
with cataphoresis  
application



(kg)  
2.90



## Quick Side Table Base



- 101 White Powder Coated (mat)
- 102 Black Powder Coated (mat)
- 103 Anthracite Powder Coated (mat)
- 104 Taupe Powder Coated (mat)
- 111 Brick Red Powder Coated (mat)
- 112 Green Powder Coated (mat)
- 110 Yellow Powder Coated (mat)
- 115 Grey Powder Coated (mat)
- 117 Wenge Powder Coated (mat)

### APPLICABLE TABLE TOPS

590x590 / 490x490    590 / 490

Strengthened  
with cataphoresis  
application

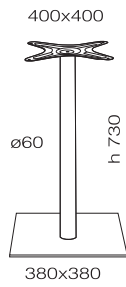




(kg)  
1.90



Table top options starting from 164.



## Modus Table Base 380x380

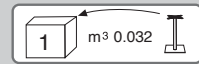


  **107** Brushed Stainless

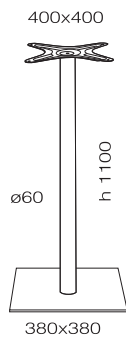
  **106** Chrome Plated



### APPLICABLE TABLE TOPS

   
690x690 / 590x590    690 / 590





## Modus Bar Table Base 380x380

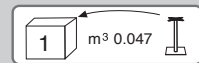


  **107** Brushed Stainless

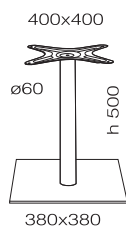
  **106** Chrome Plated



### APPLICABLE TABLE TOPS

   
690x690 / 590x590    690 / 590





## Modus SideTable Base 380x380



  **107** Brushed Stainless

  **106** Chrome Plated

### APPLICABLE TABLE TOPS

   
690x690 / 590x590 / 490x490    790 / 690 / 590 / 490

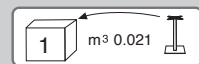
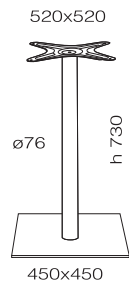




 Table top options starting from 164.

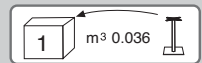
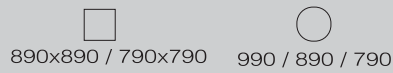
**Modus  
Table Base 450x450**



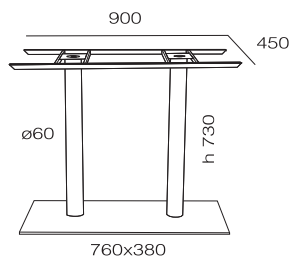
  **107** Brushed Stainless



  **106** Chrome Plated

**APPLICABLE TABLE TOPS**



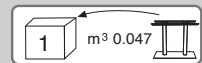
**Modus  
Table Base 760x380**



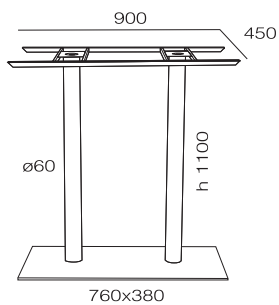
  **107** Brushed Stainless

  **106** Chrome Plated

**APPLICABLE TABLE TOPS**



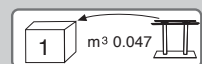
**Modus  
Bar Table Base 760x380**




  **107** Brushed Stainless

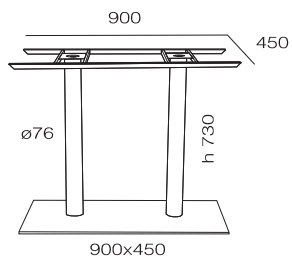
  **106** Chrome Plated



**APPLICABLE TABLE TOPS**



 Table top options starting from 164.

**Modus  
Table Base 900x450**



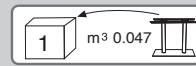
  **107** Brushed Stainless


  **106** Chrome Plated

**APPLICABLE TABLE TOPS**

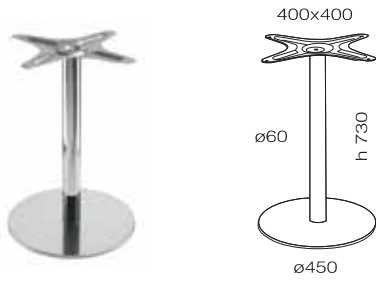




1390x790 / 1190x790 / 1190x690





 Table top options starting from 164.

### Punto Table Base ø450



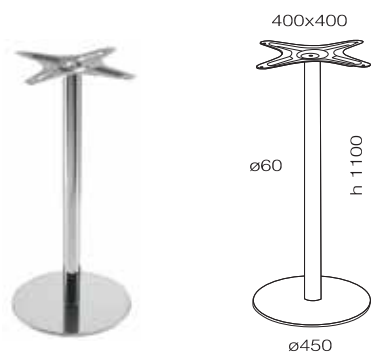
-  **107** Brushed Stainless
-  **106** Chrome Plated



**APPLICABLE TABLE TOPS**

 790x790 / 690x690 / 590x590    
  890 / 790 / 690 / 590





### Punto Bar Table Base ø450



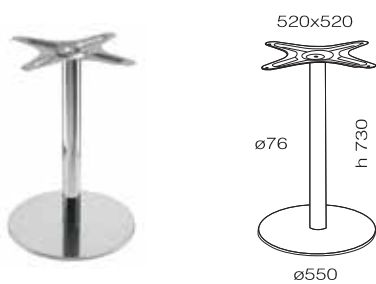
-  **107** Brushed Stainless
-  **106** Chrome Plated



**APPLICABLE TABLE TOPS**

 690x690 / 590x590    
  690 / 590



### Punto Table Base ø550



-  **107** Brushed Stainless
-  **106** Chrome Plated

**APPLICABLE TABLE TOPS**



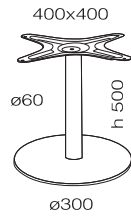

 890x890 / 790x790 / 690x690 / 590x590    
  890 / 790 / 690 / 590



 Table top options starting from 164.


Punto  
Side Table Base ø300



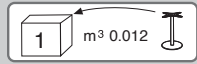
 **107** Brushed Stainless

 **106** Chrome Plated

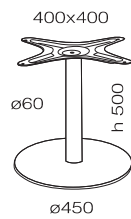
APPLICABLE TABLE TOPS


 690x690 / 590x590 / 490x490

 690 / 590 / 490



Punto  
Side Table Base ø450



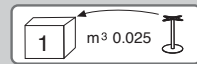
 **107** Brushed Stainless


 **106** Chrome Plated

APPLICABLE TABLE TOPS

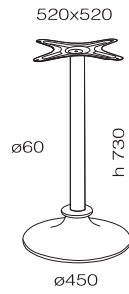
 690x690 / 590x590 / 490x490

 790 / 690 / 590 / 490



 Table top options starting from 164.

## Spark Table Base ø450



- 101 White Powder Coated (mat)
- 102 Black Powder Coated (mat)
- 103 Anthracite Powder Coated (mat)
- 104 Taupe Powder Coated (mat)
- 111 Brick Red Powder Coated (mat)
- 112 Green Powder Coated (mat)
- 110 Yellow Powder Coated (mat)
- 115 Grey Powder Coated (mat)
- 117 Wenge Powder Coated (mat)
- 106 Chrome Plated

### APPLICABLE TABLE TOPS



790x790 / 690x690 / 590x590



890 / 790 / 690 / 590

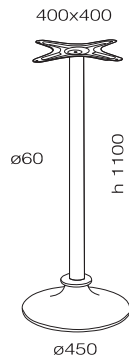
Strengthened  
with cathaphoresis  
application



(kg)  
8.50

1 m<sup>3</sup> 0.052

## Spark Bar Table Base ø450



- 101 White Powder Coated (mat)
- 102 Black Powder Coated (mat)
- 103 Anthracite Powder Coated (mat)
- 104 Taupe Powder Coated (mat)
- 111 Brick Red Powder Coated (mat)
- 112 Green Powder Coated (mat)
- 110 Yellow Powder Coated (mat)
- 115 Grey Powder Coated (mat)
- 117 Wenge Powder Coated (mat)
- 106 Chrome Plated

### APPLICABLE TABLE TOPS



690x690 / 590x590



690 / 590

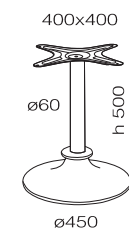
Strengthened  
with cathaphoresis  
application



(kg)  
9.50

1 m<sup>3</sup> 0.075

## Spark Side Table Base ø450



- 101 White Powder Coated (mat)
- 102 Black Powder Coated (mat)
- 103 Anthracite Powder Coated (mat)
- 104 Taupe Powder Coated (mat)
- 111 Brick Red Powder Coated (mat)
- 112 Green Powder Coated (mat)
- 110 Yellow Powder Coated (mat)
- 115 Grey Powder Coated (mat)
- 117 Wenge Powder Coated (mat)
- 106 Chrome Plated

### APPLICABLE TABLE TOPS



790x790 / 690x690 / 590x590 / 490x490



890 / 790 / 690 / 590 / 490

Strengthened  
with cathaphoresis  
application



(kg)  
7.50



1 m<sup>3</sup> 0.030

### Gama Table Base 600x600



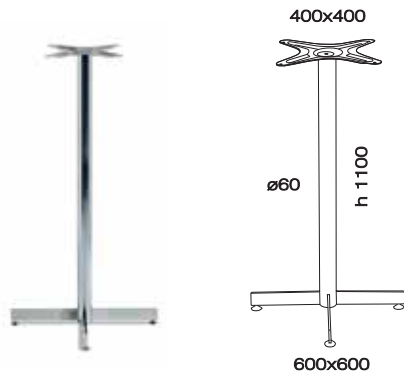
 **106** Chrome Plated

**APPLICABLE TABLE TOPS**

 690x690 / 590x590     790 / 690 / 590





### Gama Bar Table Base 600x600



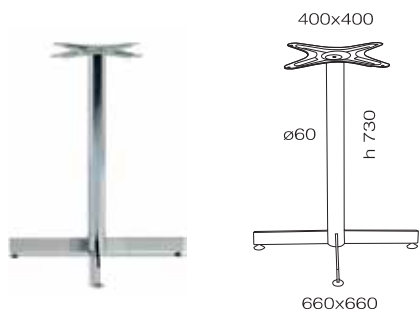
 **106** Chrome Plated

**APPLICABLE TABLE TOPS**

 690x690 / 590x590     690 / 590





### Gama Table Base 660x660



 **106** Chrome Plated

**APPLICABLE TABLE TOPS**

 790x790 / 690x690     890 / 790






## TABLE TOPS

---



pg.163-pg.170

## SOLID COMPACT CENTRE BASE TABLE TOP

REVERSE BEVEL EDGE



FLAT EDGE



SHAPE	SIZE	PRICE (€)	PRICE (€)	PRICE (€)
	ø490	✓	✓	✓
	ø590	✓	✓	✓
	ø640	—	—	✓
	ø690	✓	✓	✓
	ø790	✓	✓	✓
	ø890	✓	✓	✓
	ø990	✓	✓	✓
	ø1190	✓	✓	✓
	ø1290	—	—	✓
	ø1390	✓	✓	—
	ø1590	✓	✓	—
	490x490	✓	✓	✓
	590x590	✓	✓	✓
	640x640	—	—	—
	690x690	✓	✓	✓
	790x790	✓	✓	✓
	890x890	✓	✓	✓
	990x990	—	—	—
	590x690	✓	✓	✓
	690x790	✓	✓	✓
	690x1190	✓	✓	✓
	690x1390	✓	✓	✓
	790x1190	✓	✓	✓
	790x1390	✓	✓	✓
	790x1590	✓	✓	✓


•Except white, other colours are recommended only in shaded areas.






\*Dimensions are in mm. All sizes and dimensions could change within the tolerance of  $\pm 5$ mm.

# MDF LAMINATED TABLE TOP

ABS EDGE


FLAT EDGE



		 Anthracite  White
SHAPE	SIZE	PRICE (€)
	600x600	✓
	700x700	✓
	800x800	✓
	900x900	✓
	ø600	✓
	ø700	✓
	ø800	✓
	ø900	✓
	ø1000	✓
	ø1200	✓
	700x1200	✓
	800x1200	✓
	800x1400	✓
	900x1800	✓

\*Dimensions are in mm. All sizes and dimensions could change within the tolerance of  $\pm 5$ mm.

## SOLID COMPACT TABLE TOP COLOURS




\*Except white, other colours are recommended only in shaded areas.

## MDF LAMINATED TOP COLOURS (ABS EDGE)



## METAL BASE COLOURS



## WOODEN BASE COLOURS




1000  
Natural Beech  
Wood



1001  
Wenge Lacquered  
Beech Wood



1002  
Black Lacquered  
Beech Wood



1003  
White Lacquered  
Beech Wood



1004  
Natural Iroko  
Wood



1005  
Oil Treatment  
Wood



1006  
Natural Oak  
Wood

## SOFAS

---

pg.169-pg.191

### Riva-K



### Only Cushion



#### FRAME COLOURS

- 101 White
- 103 Anthracite
- 104 Taupe
- 117 Wenge

#### CORD COLOURS

- Anthracite
- Taupe

#### CUSHION COLOURS (Sunbrella)

- 10022  
Grey Chine
- 10152  
Graumel Chalk

610 610 760

610 610 450

5.00

610 560 340  
m<sup>3</sup> 0.29

CARDBOARD PACKAGE

20'	: 102 pcs.
40'	: 212 pcs.
40HC	: 234 pcs.
100cbm	: 288 pcs.

### Riva Lounge



### Only Cushion



#### FRAME COLOURS

- 101 White
- 103 Anthracite
- 104 Taupe
- 117 Wenge

#### CORD COLOURS

- Anthracite
- Taupe

#### CUSHION COLOURS (Sunbrella)

- 10022  
Grey Chine
- 10152  
Graumel Chalk

660 680 730

660 680 390

5.30

610 560 340  
m<sup>3</sup> 0.29

CARDBOARD PACKAGE

20'	: 102 pcs.
40'	: 212 pcs.
40HC	: 234 pcs.
100cbm	: 288 pcs.

Metal & fabric colour options at page 192.

### Riva Stool



### Only Cushion



#### FRAME COLOURS



101 White 103 Anthracite 104 Taupe 117 Wenge

#### CORD COLOURS

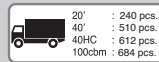
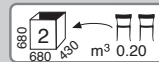
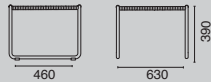


Anthracite Taupe

#### CUSHION COLOURS (Sunbrella)



10022 Grey Chine 10152 Graumel Chalk



CARDBOARD PACKAGE

### Riva-S



### Only Cushion



#### FRAME COLOURS




101 White 103 Anthracite 104 Taupe 117 Wenge

#### CORD COLOURS

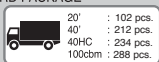
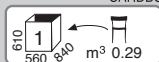
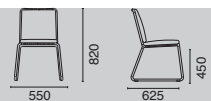


Anthracite Taupe

#### CUSHION COLOURS (Sunbrella)



10022 Grey Chine 10152 Graumel Chalk



CARDBOARD PACKAGE

Metal & fabric colour options at page 192.



## Riva Bar Stool



## Only Cushion



### FRAME COLOURS

101 White 103 Anthracite 104 Taupe 117 Wenge

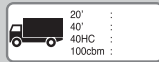
### CORD COLOURS

Anthracite Taupe

### CUSHION COLOURS (Sunbrella)

10022 Grey Chine 10152 Graumel Chalk

#### CARDBOARD PACKAGE



 Metal & fabric colour options at page 192.

## Breeze LS01



### BASE COLOURS


101 White 103 Anthracite 117 Wenge

### CORD COLOURS

Anthracite Taupe

### CUSHION COLOURS (EDEN Quick Dry)

00566 00563 00555



## Breeze LS02



### BASE COLOURS

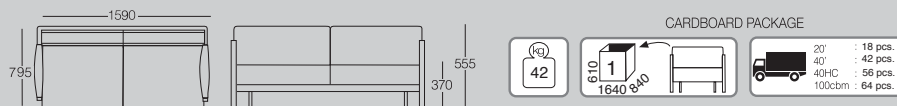
101 White 103 Anthracite 117 Wenge

### CORD COLOURS

Anthracite Taupe

### CUSHION COLOURS (EDEN Quick Dry)

00566 00563 00555



## Breeze LS03



### BASE COLOURS

101 White 103 Anthracite 117 Wenge

### CORD COLOURS

Anthracite Taupe

### CUSHION COLOURS (EDEN Quick Dry)

00566 00563 00555



## Breeze LS 3+1



### BASE COLOURS

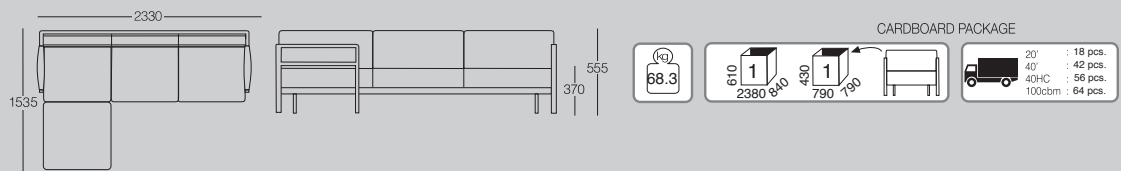
101 White 103 Anthracite 117 Wenge

### CORD COLOURS

Anthracite Taupe

### CUSHION COLOURS (EDEN Quick Dry)

00566 00563 00555



## Breeze LS 3+2



### BASE COLOURS

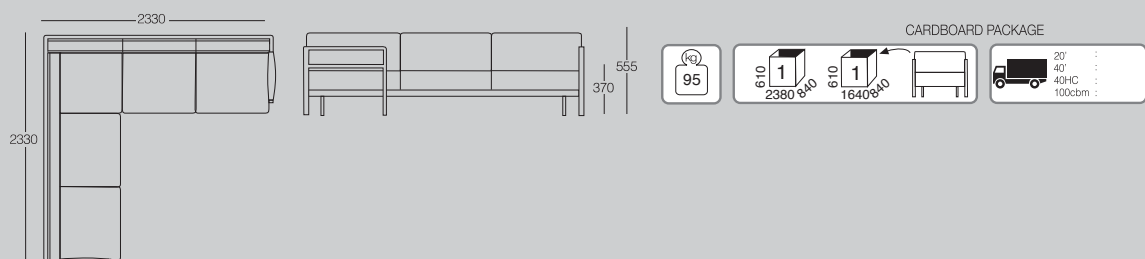
101 White 103 Anthracite 117 Wenge

### CORD COLOURS

Anthracite Taupe

### CUSHION COLOURS (EDEN Quick Dry)

00566 00563 00555



Metal & fabric colour options at page 192.

## Breeze LS 3+3



### BASE COLOURS



  
 101 White 103 Anthracite 117 Wenge

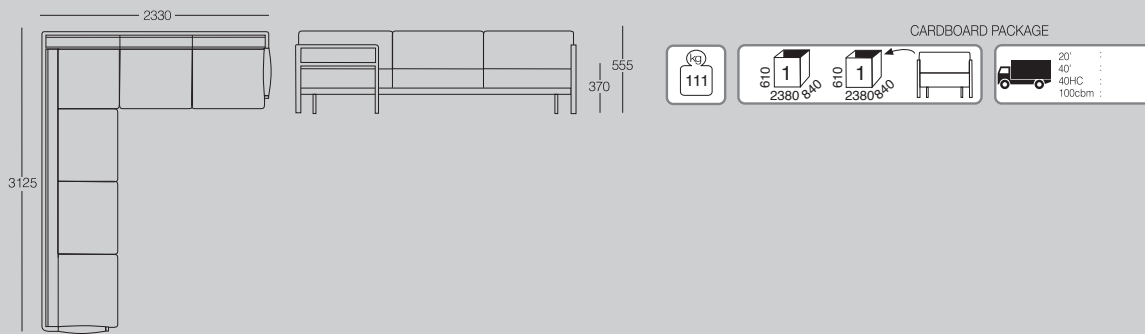
### CORD COLOURS


  
 Anthracite Taupe

### CUSHION COLOURS (EDEN Quick Dry)



  
 00566 00563 00555



## Breeze Puf 740x740



### BASE COLOURS



  
 101 White 103 Anthracite 117 Wenge

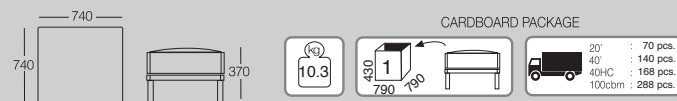
### CORD COLOURS


  
 Anthracite Taupe

### CUSHION COLOURS (EDEN Quick Dry)



  
 00566 00563 00555



 Metal & fabric colour options at page 192.

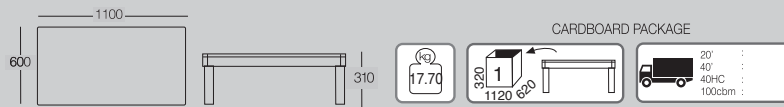
**Breeze Center Low Table**  
1100x600



**BASE COLOURS**



**TABLE TOP COLOURS**



**Breeze Side Table**  
740x740



**BASE COLOURS**



**TABLE TOP COLOURS**



Metal & fabric colour options at page 192.

## Breeze Mesh LS01



### BASE COLOURS

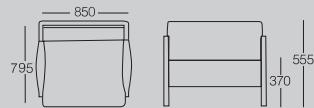
 101 White
  103 Anthracite
  104 Taupe
  117 Wenge

### MESH COLOURS

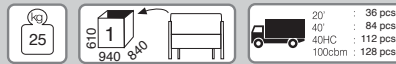
50070
05700
05374

### CUSHION COLOURS (EDEN Quick Dry)

 00566
  00563
  00555



### CARDBOARD PACKAGE



## Breeze Mesh LS02



### BASE COLOURS

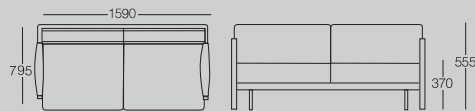
 01 White
  103 Anthracite
  104 Taupe
  117 Wenge

### MESH COLOURS

50070
05700
05374

### CUSHION COLOURS (EDEN Quick Dry)

 00566
  00563
  00555



### CARDBOARD PACKAGE



## Breeze Mesh LS03



### BASE COLOURS

 01 White
  103 Anthracite
  104 Taupe
  117 Wenge

### MESH COLOURS

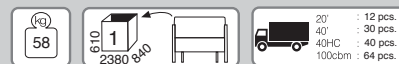
50070
05700
05374

### CUSHION COLOURS (EDEN Quick Dry)

 00566
  00563
  00555



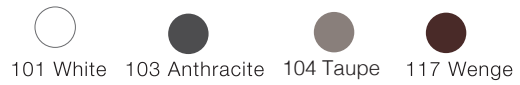
### CARDBOARD PACKAGE



## Breeze Mesh LS 3+1



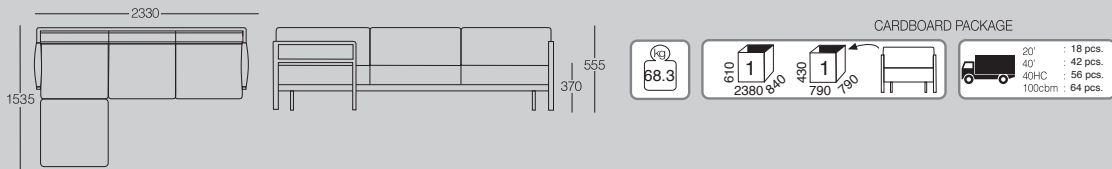
### BASE COLOURS



### MESH COLOURS



### CUSHION COLOURS (EDEN Quick Dry)



## Breeze Mesh LS 3+2



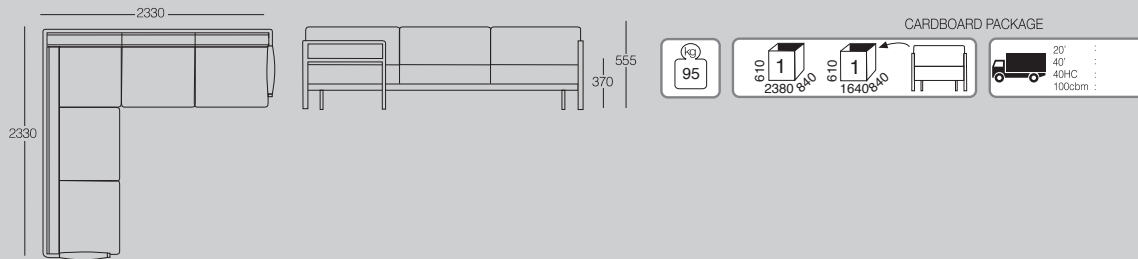
### BASE COLOURS



### MESH COLOURS



### CUSHION COLOURS (EDEN Quick Dry)



Metal & fabric colour options at page 192.

## Breeze Mesh LS 3+3



### BASE COLOURS

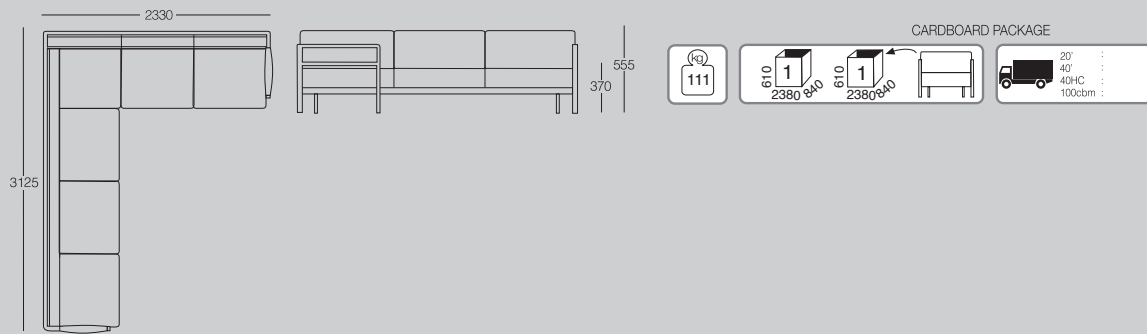
- 101 White
- 103 Anthracite
- 104 Taupe
- 117 Wenge

### MESH COLOURS

- 50070
- 05700
- 05374

### CUSHION COLOURS (EDEN Quick Dry)

- 00566
- 00563
- 00555



## Breeze Puf 740x740

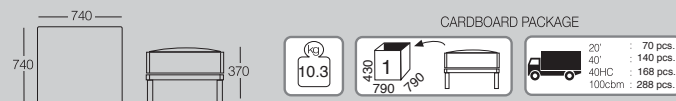


### BASE COLOURS

- 101 White
- 103 Anthracite
- 104 Taupe
- 117 Wenge

### CUSHION COLOURS (EDEN Quick Dry)

- 00566
- 00563
- 00555



🔍 Metal & fabric colour options at page 192.



**Breeze Center Low Table**  
1100x600

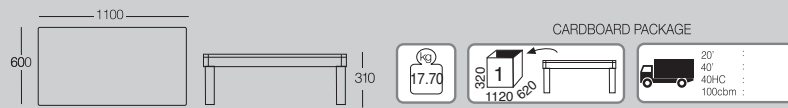


**BASE COLOURS**

- 101 White
- 103 Anthracite
- 104 Taupe
- 117 Wenge

**TABLE TOP COLOURS**

- 1050M
- 1049M
- 1057M
- 3039M
- 3120M
- 5657M
- 5056M
- 5101STN
- 5098STN
- 1049WGR1



**Breeze Side Table**  
740x740

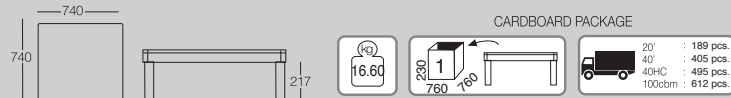


**BASE COLOURS**

- 101 White
- 103 Anthracite
- 104 Taupe
- 117 Wenge

**TABLE TOP COLOURS**

- 1050M
- 1049M
- 1057M
- 3039M
- 3120M
- 5657M
- 5056M
- 5101STN
- 5098STN
- 1049WGR1



Metal & fabric colour options at page 192.

### Slim Stripe Main Module (A)



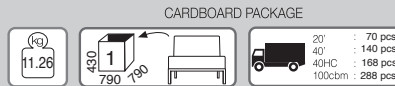
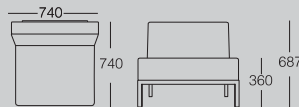
#### BASE COLOURS



#### BELT COLOURS



#### CUSHION COLOURS (EDEN Quick Dry)



### Slim Stripe Corner Module (B)



#### BASE COLOURS




#### BELT COLOURS



#### CUSHION COLOURS (EDEN Quick Dry)



### Slim Stripe Corner Module (C)



#### BASE COLOURS



#### BELT COLOURS



**Slim Puf**  
740x740



**BASE COLOURS**

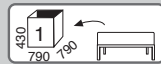
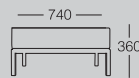


101 White 103 Anthracite 117 Wenge

**CUSHION COLOURS (EDEN Quick Dry)**



00566 00563 00555



**CARDBOARD PACKAGE**

20'	: 70 pcs.
40'	: 140 pcs.
40HC	: 168 pcs.
100cbm	: 288 pcs.

**Slim Center Low Table (D)**  
1100x600



**BASE COLOURS**



101 White 103 Anthracite 117 Wenge

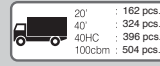
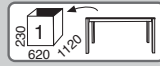
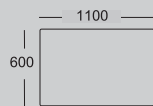
**TABLE TOP COLOURS**



1050M 1049M 1057M 3039M 3120M 5657M 5056M



5101STN 5098STN 1049WGR1



**PACKAGE**

20'	: 162 pcs.
40'	: 324 pcs.
40HC	: 396 pcs.
100cbm	: 504 pcs.

**Slim Side Table (E)**  
740x740



**BASE COLOURS**



101 White 103 Anthracite 117 Wenge

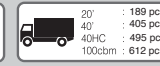
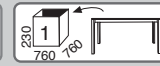

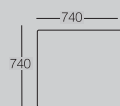
**TABLE TOP COLOURS**



1050M 1049M 1057M 3039M 3120M 5657M 5056M



5101STN 5098STN 1049WGR1



**PACKAGE**

20'	: 189 pcs.
40'	: 405 pcs.
40HC	: 495 pcs.
100cbm	: 612 pcs.

### Slim Main Module (A)



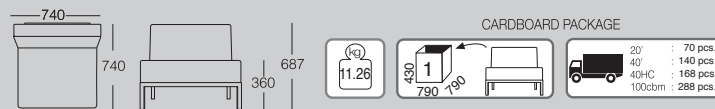
#### BASE COLOURS



#### CUSHION COLOURS



#### ETISILK



### Slim Corner Module (B)



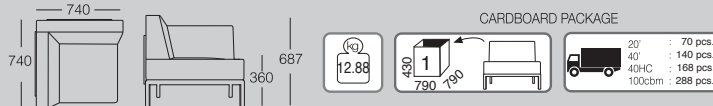
#### BASE COLOURS



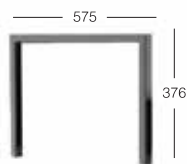
#### CUSHION COLOURS



#### ETISILK



### Slim Armrest (C)



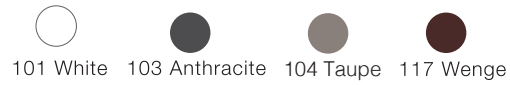
#### FRAME COLOURS



Slim Puf  
740x740




BASE COLOURS

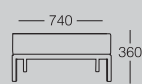


CUSHION COLOURS

EDEN / Quick Dry



ETISILK



CARDBOARD PACKAGE



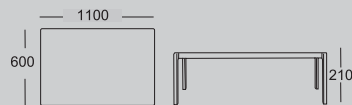

Slim Center Low table  
1110x600



BASE COLOURS



TABLE TOP COLOURS



PACKAGE



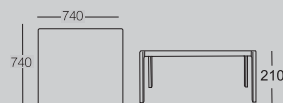

Slim Side Table  
740x740



BASE COLOURS



TABLE TOP COLOURS



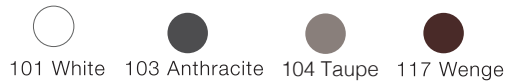
PACKAGE



Slim Fit  
Main Module (A)



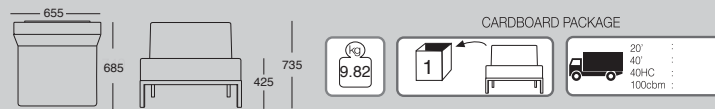
BASE COLOURS



CUSHION COLOURS



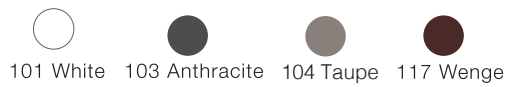
ETISILK



Slim Fit  
Corner Module (B)



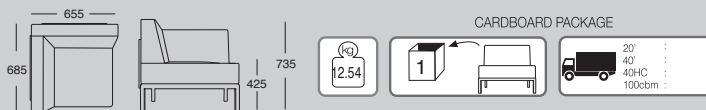
BASE COLOURS



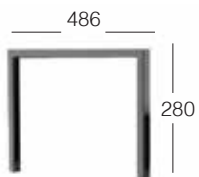
CUSHION COLOURS



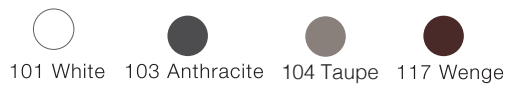
ETISILK



Slim Fit  
Armrest (C)



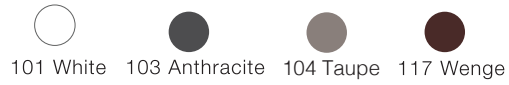
FRAME COLOURS



Slim Fit Puf  
740x740



BASE COLOURS

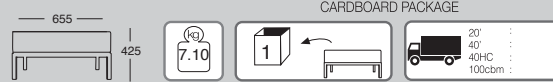



CUSHION COLOURS

EDEN / Quick Dry



ETISILK



Slim Fit Center Low Table  
790x490



BASE COLOURS

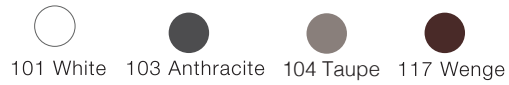
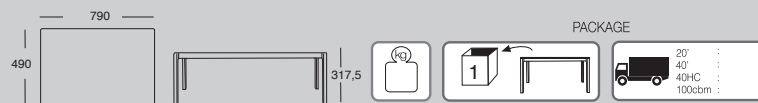



TABLE TOP COLOURS



Metal & fabric colour options at page 192.

## Loca LS01



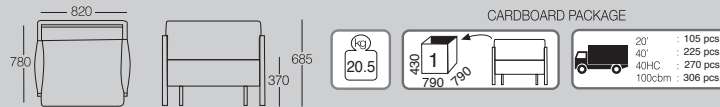

### BASE COLOURS



### CUSHION COLOURS



### ETISILK



## Loca LS02



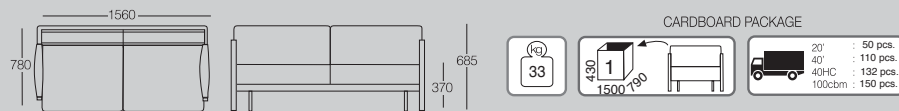
### BASE COLOURS



### CUSHION COLOURS



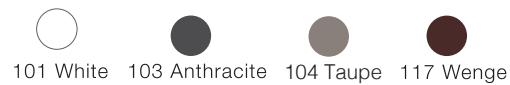
### ETISILK




## Loca LS03




### BASE COLOURS



### CUSHION COLOURS



### ETISILK

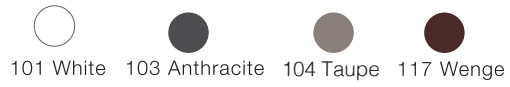




## Loca LS 3+1



### BASE COLOURS

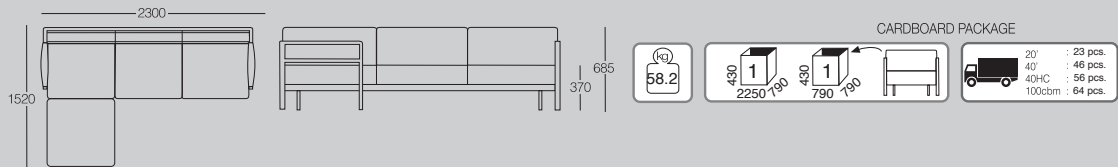


### CUSHION COLOURS

#### EDEN / Quick Dry



#### ETISILK



## Loca LS 3+2




### BASE COLOURS

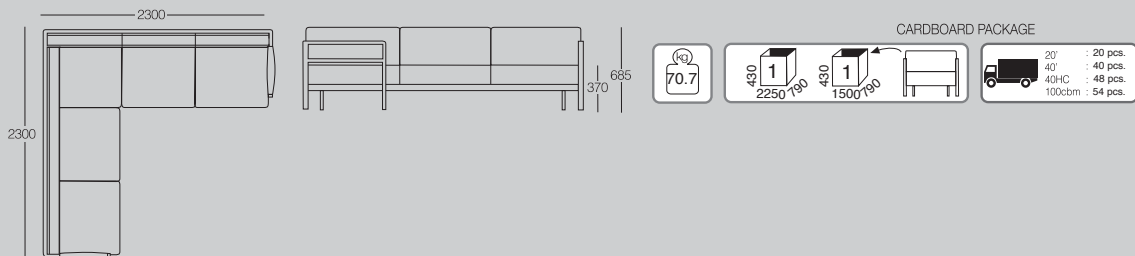



### CUSHION COLOURS

#### EDEN / Quick Dry



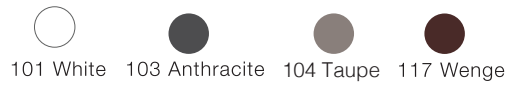
#### ETISILK



Metal & fabric colour options at page 192.

## Loca LS 3+3

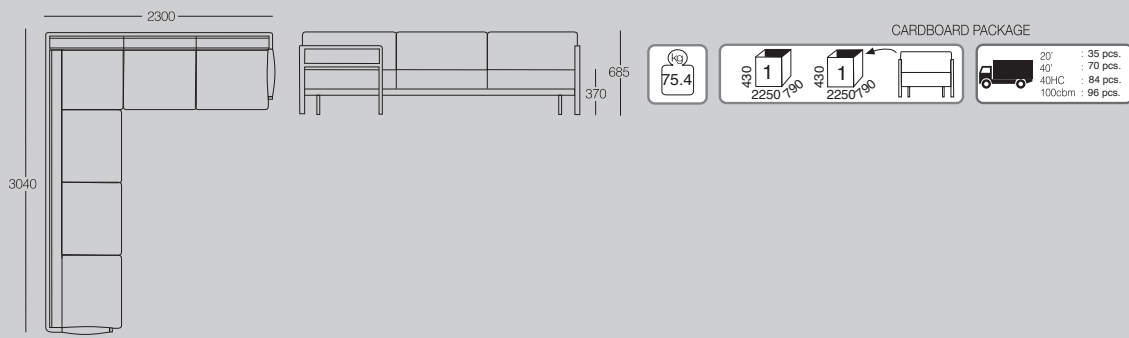

### BASE COLOURS



### CUSHION COLOURS



### ETISILK




## Loca Puf 550x550

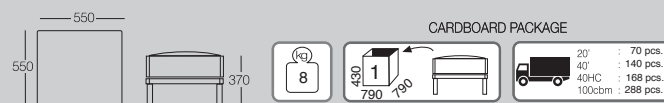

### BASE COLOURS



### CUSHION COLOURS



### ETISILK

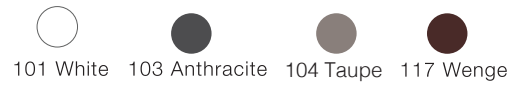


Metal & fabric colour options at page 192.

**Loca Puf**  
740x740



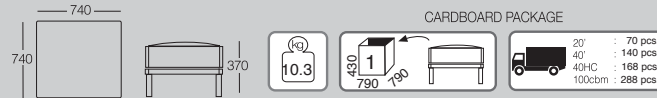
**BASE COLOURS**



**CUSHION COLOURS**



**ETISILK**



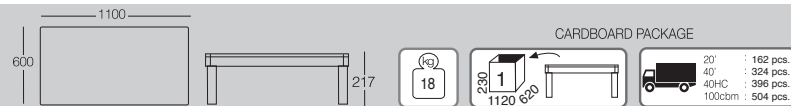

**Loca Center Low Table**  
1100x600



**BASE COLOURS**



**TABLE TOP COLOURS**




**Loca Side Table**  
740x740




**BASE COLOURS**



**TABLE TOP COLOURS**






 polyester fabric

LOCA SOFA LS 01  
 LOCA SOFA LS 02  
 LOCA SOFA LS 03  
 LOCA SOFA LS 3+1  
 LOCA SOFA LS 3+2  
 LOCA SOFA LS 3+3  
 LOCA PUF LP 550x550  
 LOCA PUF LP 740x740


## SOLID COMPACT TOP COLOURS




## METAL / ALUMINIUM COLOURS



## ETISILK COLOURS



## NATTE COLOURS



## BATYLINE EDEN COLOURS

